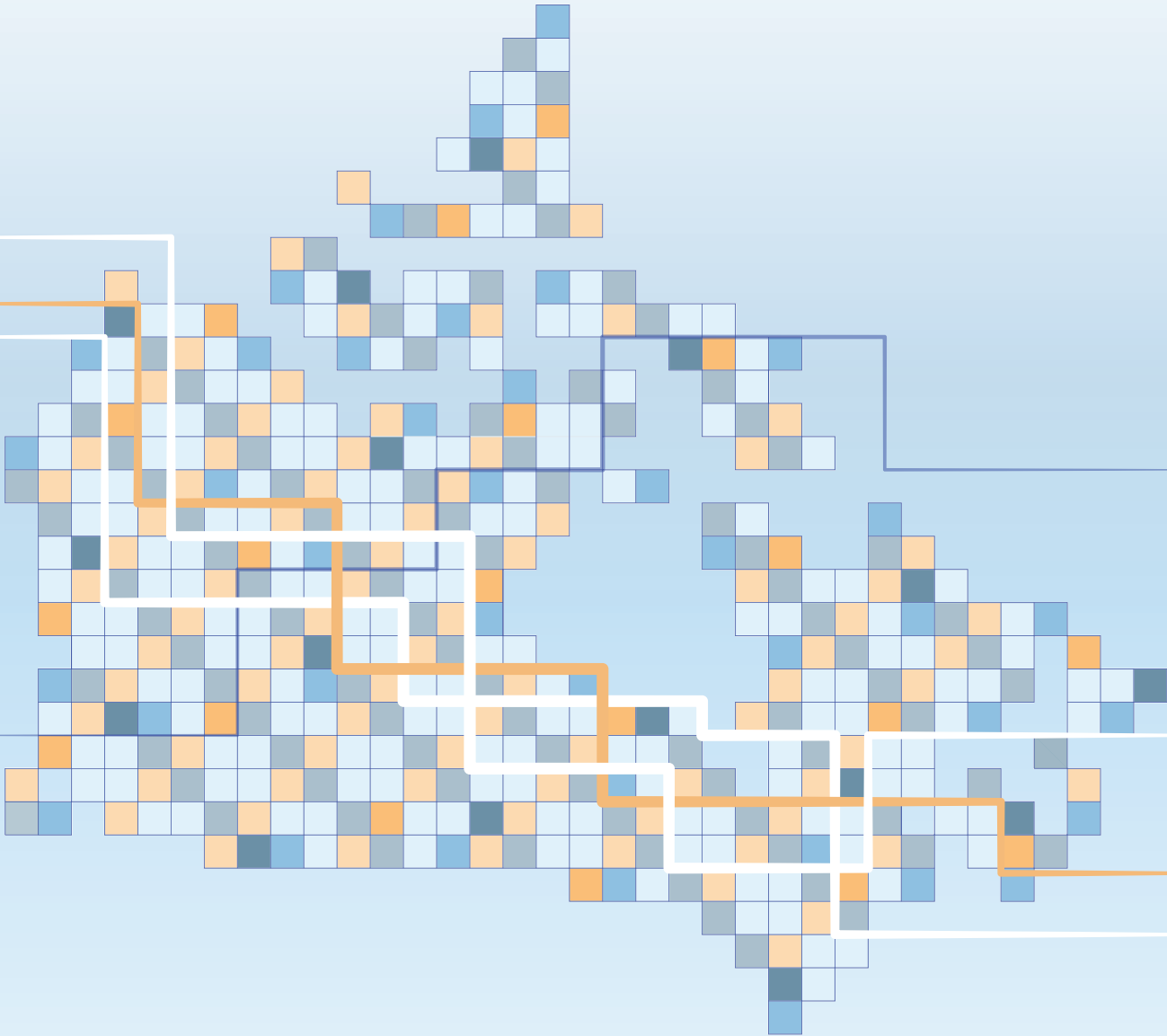


2017 Poverty Progress Profiles



CANADA WITHOUT POVERTY
CANADA SANS PAUVRETÉ

Poverty is a violation of human rights.

Introduction

“The essential idea underlying the adoption of a human rights approach to poverty reduction is that policies and institutions for poverty reduction should be based explicitly on the norms and values set out in international human rights law... Underpinned by universally recognized moral values and reinforced by legal obligations, international human rights provide a compelling normative framework for the formulation of national and international policies, including poverty reduction strategies.”¹

– Office of the United Nations High Commissioner for Human Rights, 2006

WHY DO HUMAN RIGHTS MATTER FOR PEOPLE IN POVERTY?

Poverty is a violation of human rights. But what does this mean for the 4.8 million people in Canada whose rights to housing, food, work, health, and an adequate standard of living have been violated? Who is responsible for protecting their rights?

Although eliminating poverty requires all levels of government to work collaboratively, the federal government has a fundamental role to play in eradicating poverty nationally. As the signatory of international human rights treaties, the federal government is obligated to realize the economic and social rights of all people in Canada. However, in recent decades, much of the responsibility for poverty reduction has fallen to the provinces, territories, and local governments.

The reality is that not all subnational governments have poverty strategies, namely British Columbia, Alberta, Prince Edward Island, and Nova Scotia. Canada Without Poverty (CWP) calls on the federal government to implement a comprehensive poverty reduction strategy that is based in human rights, while recognizing the important work that provinces and territories have already done to eliminate poverty, homelessness, and economic inequality.

WHAT IS A HUMAN RIGHTS BASED APPROACH TO POVERTY?

What distinguishes a poverty strategy that is based in human rights from other poverty strategies is the transformative nature of human rights. Such an approach uses a concrete set of standards to measure progress and ensure accountability.

¹ Office of the UN High Commissioner for Human Rights: “Principles and Guidelines for a Human Rights Approach to Poverty Reduction Strategies.” Retrieved from: <http://www.ohchr.org/Documents/Publications/PovertyStrategiesen.pdf>

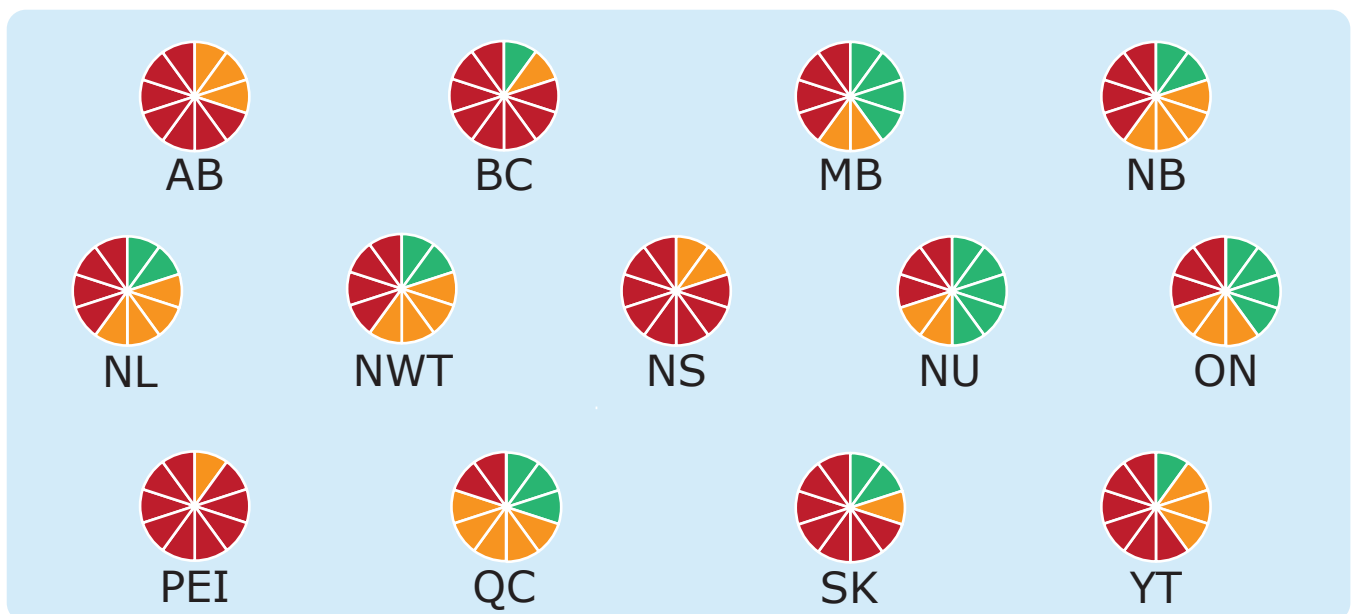
In order for a poverty strategy to be based in human rights, it must:

- Ensure human rights training for those involved in developing and implementing the strategy
- Identify and address systemic discrimination and inequality
- Explicitly refer to human rights obligations
- Be enshrined in the law
- Include representatives of diverse groups experiencing poverty in developing, implementing, and evaluating the strategy
- Set rigorous goals and timelines for achieving identified strategy goals
- Develop transparent mechanisms and indicators to monitor and track progress
- Report annually and publicly on progress
- Be a budget priority
- Create a space for individuals to claim rights and hold their government accountable to the strategy

To this end, CWP has produced Poverty Progress Profiles. These profiles evaluate provincial and territorial efforts to reduce poverty using a human rights framework. They also assess whether subnational governments complied with United Nations accountability mechanisms by submitting a written report or sending a delegate to the past four treaty body reviews of Canada.

Our goal in these reports is to provoke conversation and encourage subnational governments to defend their budgetary allocations based on maximum available resources.

At a glance, some provinces and territories are doing better than others in adhering to this checklist. When comparing provincial poverty strategies, we see the following outcomes, where red indicates “no”, green indicates “yes”, and gold indicates “somewhat” in terms of compliance:



No province or territory fully implements a poverty strategy that is based in human rights. However, some subnational governments have championed elements of this approach. The Northwest Territories, for example, implemented a unique monitoring process where civil society, Indigenous persons, and persons in poverty are engaged in reviewing the poverty strategy on an annual basis.

Ending poverty in Canada is no easy task – it requires the work of several different actors. However, it is critical that the federal government take a principled leadership role by committing to a national anti-poverty strategy that is based in human rights.

HOW DOES CANADA MONITOR POVERTY STRATEGIES?

The federal government no longer monitors or reports on provincial or territorial poverty strategies. In fact, in 2012, the federal government dismantled the National Council of Welfare (NCW), an arm's-length government agency specifically mandated to research and provide accurate pan-Canadian data on poverty. Despite pressure from United Nations treaty body reviews, the federal government has not re-established the NCW. Civil society groups, including CWP, BC Poverty Reduction Coalition, the Caledon Institute, Campaign 2000, and Citizens for Public Justice, have attempted to fill this human rights monitoring gap – that should otherwise be undertaken and funded by the government.

CWP is only able to produce the Poverty Progress Profiles through the support of our community. By donating online at www.cwp-csp.ca, you can ensure CWP remains a strong advocate for the economic and social rights of all people as we work towards a poverty-free Canada.

Emerging from the Poor Peoples' Conference in Toronto, a national gathering of low-income citizens, Canada Without Poverty (CWP) was founded in 1971 as the National Anti-Poverty Organization (NAPO). In the 47 years since then, we have been a leading voice in the antipoverty movement, steered by a Board of Directors composed of people with lived experience of poverty. We seek to end poverty, homelessness, and economic hardship by addressing the systemic causes through policy consultation, education, and awareness-building.

CWP relies on the help of our amazing Board of Directors, volunteers, and placement students. Thank you to our Directors for contributing their expertise and knowledge of anti-poverty efforts in communities across Canada. We also want to thank our incredible students – Cara Bally, Austin Daly, Michel Hogan, Roshney Kurian, and Hannah Macdonald – for their hard work in compiling information and drafting this report.



CANADA WITHOUT POVERTY
CANADA SANS PAUVRETÉ

251 Bank Street, 5th Floor Ottawa, ON K2P 1X3
613-789-0096 (1-800-810-1076) | info@cwp-csp.ca



Alberta Poverty Progress Profile

OVERVIEW OF POVERTY STRATEGY

Income inequality, high unemployment, few affordable housing options, and low social assistance rates all contribute to the persistence of poverty in Alberta. In June 2013, the Government of Alberta released *Together We Raise Tomorrow: Alberta's poverty reduction strategy*.¹ However, this strategy was never implemented and has since expired.

In the absence of a provincial strategy, eight cities partnered to create local responses to poverty, including Calgary, Canmore, Edmonton, Grand Prairie, Lethbridge, Medicine Hat, Municipal District of Wood Buffalo, and Red Deer and surrounding areas.²

A number of initiatives benefiting low-income individuals were introduced in 2017, namely the Alberta Child Benefit,³ rebates for low-income earners, and a \$15 minimum wage by October 2018.⁴

In June 2017, the Government of Alberta promised \$1.2 billion in affordable housing over five years⁵ through the implementation of a housing strategy entitled *Making Life Better*.⁶ Furthermore, in October 2017, the Government of Alberta committed to investing \$5.1 billion in individual poverty programs and initiatives,⁷ in particular \$25 per day childcare and new sexual and domestic violence legislation that eliminates barriers to pursuing justice.⁸

WHAT TO KNOW ABOUT POVERTY IN ALBERTA

- As of December 2017, the unemployment rate was 7%,⁹ an increase from ten years prior when the unemployment rate was 3.3%.¹⁰

¹ Government of Alberta, 2013: "Together we raise tomorrow: Alberta's poverty reduction strategy: discussion paper." Retrieved from: <https://open.alberta.ca/dataset/11df4303-b795-4c7d-a2bf-5dc1c70fdf24/resource/28faa2ba-8242-4f10-af69-94e8be659a73/download/6881615-2013-Together-We-Raise-Tomorrow-Albertas-Poverty-Reduction-Strategy-2013-06.pdf>

² Caledon Institute, 2016: "Canada Social Report: Poverty Reduction Strategy Summary, Alberta." Retrieved from: <http://www.canadasocialreport.ca/PovertyReductionStrategies/AB.pdf> at pg. 2

³ Falvo, Nick and Chidom Odogwu, 2017: "Poverty Reduction in Alberta." Retrieved from: <http://behindthenumbers.ca/2017/02/27/poverty-reduction-alberta/>

⁴ Government of Alberta, 2017: "Changes to Alberta's minimum wage." Retrieved from: <https://www.alberta.ca/alberta-minimum-wage-changes.aspx>

⁵ Kornik, Slav, 2017: "Alberta government unveils new \$1.2B affordable housing strategy." Retrieved from: <https://globalnews.ca/news/3555696/alberta-government-unveiling-affordable-housing-strategy/>

⁶ Government of Alberta, 2017: "Making Life Better: Alberta's Provincial Housing Strategy." Retrieved from: <http://www.seniors-housing.alberta.ca/documents/Provincial%20Affordable%20Housing%20Strategy.pdf>

⁷ Government of Alberta, 2017: "Action on poverty." Retrieved from: <https://www.alberta.ca/action-on-poverty.aspx>

⁸ Government of Alberta, 2017: "Speech from the Throne: March 2, 2017." Retrieved from: <https://www.alberta.ca/release.cfm?xID=46385A1AF4814-B224-2F2A-FF69402B8A5AF9CD>

⁹ Statistics Canada, 2017: "Labour force characteristics, seasonally adjusted, by province (monthly) (Saskatchewan, Alberta, British Columbia)." Retrieved from: <https://www.statcan.gc.ca/tables-tableaux/sum-som/l01/cst01/lfss01c-eng.htm>

¹⁰ Government of Alberta, 2017: "Unemployment Rate." Retrieved from: <http://economicdashboard.alberta.ca/Unemployment>

- In 2016, food bank usage increased by 17.6% from the previous year.¹¹
- Poverty is estimated to cost the province \$7.1 - 9.5 billion.¹²
- 5,367 people were counted as homeless during the 2016 Alberta Point-in-Time Homeless Count, with Indigenous peoples comprising more than 28% of the homeless population, but only 4% of the general population.¹³

HOW DOES ALBERTA MEASURE UP ON HUMAN RIGHTS?

As Alberta’s recent website *Action on poverty*¹⁴ outlines, a number of poverty-related programs and initiatives are underway to address income security, housing, unemployment, early childhood education and childcare, and healthcare. However, until the Government of Alberta releases a poverty strategy, the ability to measure the implementation of a human rights based approach is limited.

| <i>Does the provincial strategy:</i> |  |
|--|---|
| Ensure human rights training for those involved in the development and implementation of the Strategy? | ✘ |
| Identify and address systemic discrimination and inequality in the Strategy? | ✘ |
| Expressly refer to human rights obligations in the Strategy? | ✘ |
| Ensure the Strategy is enshrined in law? | ✘ |
| Include representatives of diverse groups experiencing poverty in the development, implementation, and evaluation of the Strategy? | ✱ ¹ |
| Set rigorous goals and timelines for achieving identified Strategy goals? | ✱ ² |
| Develop independent and transparent mechanisms and indicators to monitor and track the progress of the Strategy? | ✘ |
| Report annually and publicly on progress of the Strategy? | ✘ |
| Make the Strategy a budget priority? | ✱ ³ |
| Create a space for individuals to claim rights and hold their government accountable to the Strategy? | ✘ |

¹¹ Food Banks Canada, 2016: "HungerCount 2016." Retrieved from: https://www.foodbankscanada.ca/getmedia/6173994f-8a25-40d9-acdf-660a28e40f37/HungerCount_2016_final_singlepage.pdf at pg. 6

¹² United Way Alberta Capital Region, 2017-2018: "The Costs of Poverty." Retrieved from: <https://www.myunitedway.ca/what-are-the-costs/>

¹³ 7 cities on housing and homelessness, 2017: "2016 Alberta Point-in-Time Count of Homelessness: Executive Summary." Retrieved from: https://docs.wixstatic.com/ugd/ff2744_a00273604cc242a59acd645e23f454ec.pdf at pg. 4

¹⁴ Supra note 7.

- *¹ Somewhat. The Government of Alberta reported that 6,423 people provided feedback on the strategy through community conversations, surveys, and online forums.¹⁵ However, there has not been any development, implementation, and evaluation of the strategy since Together We Raise Tomorrow was released.
- *² Somewhat. The Government of Alberta committed to eliminating child poverty in five years and overall poverty in 10 years.¹⁶
- *³ Somewhat. The Government of Alberta expects to spend \$5.1 billion on individual poverty programs and initiatives.¹⁷ However, there is no commitment to creating or investing in a poverty strategy for the province.

UNITED NATIONS PARTICIPATION CHECKLIST

| Human Rights Reviews of Canada | Did the Province provide a written report on its progress? | Did the Province send a representative to the review? |
|---|--|---|
| Review of Canada under the Covenant on Economic, Social, and Cultural Rights (2016) | Yes. ¹⁸ | No. ¹⁹ |
| Review of Canada under the Covenant on the Elimination of All Forms of Discrimination Against Women (2016) | Yes. ²⁰ | No. ²¹ |
| Review of Canada under the Convention on the rights of Persons with Disabilities (2017) | Yes. ²² | No. ²³ |
| Review of Canada under the International Convention on the Elimination of All Forms of Racial Discrimination (2017) | Yes. ²⁴ | No. ²⁵ |

¹⁵ Alberta Government, 2013: "Summing Up: What Albertans Said About Poverty Reduction." Retrieved from: <http://www.humanservices.alberta.ca/documents/spf-summing-up-poverty-reduction.pdf> at pg. 4

¹⁶ Ibid at pg. 3

¹⁷ Supra note 7.

¹⁸ Committee on Economic, Social, and Cultural Rights, 2016: "Consideration of reports submitted by States parties under articles 16 and 17 of the International Covenant on Economic, Social and Cultural Rights: Canada." Retrieved from:

http://tbinternet.ohchr.org/_layouts/treatybodyexternal/Download.aspx?symbolno=E%2fC.12%2fCAN%2f6&Lang=en

¹⁹ Committee on Economic, Social, and Cultural Rights, 2016: "Reference: 57th Session of the Committee on Economic, Social and Cultural Rights." Retrieved from: http://tbinternet.ohchr.org/Treaties/CESCR/Shared%20Documents/CAN/INT_CESCR_LOP_CAN_23147_E.pdf

²⁰ Committee on the Elimination of Discrimination Against Women, 2016: "Consideration of reports submitted by States parties under article 18 of the Convention: Canada." Retrieved from: http://tbinternet.ohchr.org/_layouts/treatybodyexternal/Download.aspx?symbolno=CEDAW%2fC%2fCAN%2f8-9&Lang=en


²¹ Committee on the Elimination of Discrimination Against Women, 2016: "Reference: 65th Session of the Committee on the Elimination of Discrimination Against Women." Retrieved from: http://tbinternet.ohchr.org/Treaties/CEDAW/Shared%20Documents/CAN/INT_CEDAW_LOP_CAN_25570_E.pdf

²² Committee on the Rights of Persons with Disabilities, 2017: "Consideration of reports submitted by States parties under article 35 of the Convention: Canada." Retrieved from: <https://documents-dds-ny.un.org/doc/UNDOC/GEN/G15/150/62/PDF/G1515062.pdf?OpenElement>

²³ Committee on the Rights of Persons with Disabilities, 2017: "Reference: 17th Session of the Committee on the Rights of Persons with Disabilities." Retrieved from: http://tbinternet.ohchr.org/Treaties/CRPD/Shared%20Documents/CAN/INT_CRPD_LOP_CAN_17_25782_O.pdf

²⁴ Committee on the Elimination of Racial Discrimination, 2017: "Consideration of reports submitted by States parties under article 9 of the Convention: Canada." Retrieved from: <https://documents-dds-ny.un.org/doc/UNDOC/GEN/G16/114/64/PDF/G1611464.pdf?OpenElement>

²⁵ Committee on the Elimination of Racial Discrimination, 2017: "Reference: 93rd Session of the Committee on the Elimination of Racial Discrimination." Retrieved from: http://tbinternet.ohchr.org/Treaties/CERD/Shared%20Documents/CAN/INT_CERD_LOP_CAN_28518_E.pdf



British Columbia Poverty Progress Profile

OVERVIEW OF POVERTY STRATEGY

Despite having one of the highest rates of poverty in the country, British Columbia (BC) does not have a poverty strategy.¹ The high cost of housing and childcare, low affordable housing vacancy rates, lack of adequate social assistance programs, and many other factors contribute to the persistence of poverty in the province.

On September 8, 2017, the Lieutenant-Governor, in the Speech from the Throne, promised that the Government of British Columbia would implement a legislated poverty plan and universal childcare program.² In October 2017, the new Minister of Social Development and Poverty Reduction announced that the Government of British Columbia, with the help of 27 advisers with various experience in poverty activism, would create a strategy for the province,³ and is currently involved in a community engagement process until March 30, 2018.⁴

In the meantime, efforts have been made to address poverty, including increasing the minimum wage by 50 cents⁵ and social assistance rates by \$100.⁶ It is anticipated that a comprehensive provincial housing strategy will be announced in 2018.⁷

WHAT TO KNOW ABOUT POVERTY IN BC

- More than half a million people live in poverty.⁸
- 1 in 5 children live in poverty.⁹

¹ BC Poverty Reduction Coalition, Canadian Centre for Policy Alternatives, and United Way Lower Mainland, 2017: "Long Overdue: Why BC Needs a Poverty Reduction Plan." Retrieved from:

https://www.policyalternatives.ca/sites/default/files/uploads/publications/BC%20Office/2017/01/ccpa-bc_long-overdue-poverty-plan_web.pdf

² Government of British Columbia, 2017: "Speech from the Throne." Retrieved from:

https://www.leg.bc.ca/content/data%20-%20ldp/Pages/41st2nd/ThroneSpeech_Sept2017.pdf

³ CBC News, 2017: "Advocates encouraged by B.C. poverty reduction strategy." Retrieved from:

<http://www.cbc.ca/news/canada/british-columbia/advocates-encouraged-by-bc-poverty-reduction-strategy-1.4381274>

⁴ Government of British Columbia, 2017: "B.C. Poverty Reduction." Retrieved from:

<https://engage.gov.bc.ca/govtogetherbc/consultation/b-c-poverty-reduction/>

⁵ CBC News, 2017: "B.C. to boost minimum wage by 50 cents to \$11:35." Retrieved from:

<http://www.cbc.ca/news/canada/british-columbia/bc-minimum-wage-september-2017-1.4248636>

⁶ The Tyee, 2017: "Welfare Rate Increase Leaves a Dollar Extra for Weekly Food Budget." Retrieved from:

<https://thetyee.ca/News/2017/10/19/Welfare-Rate-Increase-Dollar-Extra-Food/>

⁷ Global News, 2017: "BC NDP's 'comprehensive' housing strategy not coming until February." Retrieved from:

<https://globalnews.ca/news/3819620/bc-ndps-comprehensive-housing-strategy-not-coming-until-february/>

⁸ Statistics Canada, 2017: "Income Highlight Tables, 2016 Census." Retrieved from:

<http://www12.statcan.gc.ca/census-recensement/2016/dp-pd/hlt-fst/inc-rev/Table.cfm?Lang=Eng&T=301&S=99&O=A>

⁹ First Call BC, 2016: "BC Child Poverty Report Card." Retrieved from: <http://still1in5.ca/report-card/> at pg. 4

- In the city of Vancouver, 44% of tenant households spend more than 30% of their income on housing. In some areas of West Vancouver, the median rent is more than \$3,000 per month.¹⁰
- Poverty costs the province \$8-9 billion per year.¹¹
- In March 2016, more than 103,000 people visited food banks.¹²

HOW DOES BC MEASURE UP ON HUMAN RIGHTS?

As the Government of British Columbia has not created a poverty strategy yet, the ability to measure the implementation of a human rights approach is limited. The Speech from the Throne does not indicate that British Columbia’s first-ever strategy will identify and address systemic discrimination and inequality. However, the Government of British Columbia has committed to enshrining the strategy in law and consulting with people across the province using a variety of forums, including Community Meetings, phone, mail, email, and online forms.¹³

| <i>Does the provincial strategy:</i> |  |
|--|---|
| Ensure human rights training for those involved in the development and implementation of the Strategy? | ✗ |
| Identify and address systemic discrimination and inequality in the Strategy? | ✗ |
| Expressly refer to human rights obligations in the Strategy? | ✗ |
| Ensure the Strategy is enshrined in law? | ✓ |
| Include representatives of diverse groups experiencing poverty in the development, implementation, and evaluation of the Strategy? | * ¹ |
| Set rigorous goals and timelines for achieving identified Strategy goals? | ✗ |
| Develop independent and transparent mechanisms and indicators to monitor and track the progress of the Strategy? | ✗ |
| Report annually and publicly on progress of the Strategy? | ✗ |
| Make the Strategy a budget priority? | ✗ |
| Create a space for individuals to claim rights and hold their government accountable to the Strategy? | ✗ |

¹⁰ CBC News, 2017: "Struggling with the cost of rent? It's not just Vancouver." Retrieved from: <http://www.cbc.ca/news/canada/british-columbia/struggling-with-the-cost-of-rent-it-s-not-just-vancouver-1.4397508>

¹¹ BC Poverty Reduction Coalition, 2017: "5 things you should know about poverty in BC fact sheet." Retrieved from: http://bcpovertyreduction.ca/wp-content/uploads/2017/11/2017_November_prc_5-things-to-know.pdf

¹² Food Banks Canada, 2016: "HungerCount 2016." Retrieved from:

https://www.foodbankscanada.ca/getmedia/6173994f-8a25-40d9-acdf-660a28e40f37/HungerCount_2016_final_singlepage.pdf

¹³ Supra note 4

* ¹ Somewhat. However, there has been indication that diverse groups experiencing poverty will be consulted on the development, implementation, and evaluation of the strategy.

UNITED NATIONS PARTICIPATION CHECKLIST

| Human Rights Reviews of Canada | Did the Province provide a written report on its progress? | Did the Province send a representative to the review? |
|---|--|---|
| Review of Canada under the Covenant on Economic, Social, and Cultural Rights (2016) | Yes. ¹⁴ | Yes. ¹⁵ |
| Review of Canada under the Covenant on the Elimination of All Forms of Discrimination Against Women (2016) | Yes. ¹⁶ | No. ¹⁷ |
| Review of Canada under the Convention on the rights of Persons with Disabilities (2017) | Yes. ¹⁸ | No. ¹⁹ |
| Review of Canada under the International Convention on the Elimination of All Forms of Racial Discrimination (2017) | Yes. ²⁰ | No. ²¹ |

¹⁴ Committee on Economic, Social, and Cultural Rights, 2016: "Consideration of reports submitted by States parties under articles 16 and 17 of the International Covenant on Economic, Social and Cultural Rights: Canada." Retrieved from:

http://tbinternet.ohchr.org/_layouts/treatybodyexternal/Download.aspx?symbolno=E%2fC.12%2fCAN%2f6&Lang=en

¹⁵ Committee on Economic, Social, and Cultural Rights, 2016: "Reference: 57th Session of the Committee on Economic, Social and Cultural Rights." Retrieved from:

http://tbinternet.ohchr.org/Treaties/CESCR/Shared%20Documents/CAN/INT_CESCR_LOP_CAN_23147_E.pdf

¹⁶ Committee on the Elimination of Discrimination Against Women, 2016: "Consideration of reports submitted by States parties under article 18 of the Convention: Canada." Retrieved from:

http://tbinternet.ohchr.org/_layouts/treatybodyexternal/Download.aspx?symbolno=CEDAW%2fC%2fCAN%2f8-9&Lang=en

¹⁷ Committee on the Elimination of Discrimination Against Women, 2016: "Reference: 65th Session of the Committee on the Elimination of Discrimination Against Women." Retrieved from:

http://tbinternet.ohchr.org/Treaties/CEDAW/Shared%20Documents/CAN/INT_CEDAW_LOP_CAN_25570_E.pdf

¹⁸ Committee on the Rights of Persons with Disabilities, 2017: "Consideration of reports submitted by States parties under article 35 of the Convention: Canada." Retrieved from:

<https://documents-dds-ny.un.org/doc/UNDOC/GEN/G16/150/62/PDF/G1615062.pdf?OpenElement>

¹⁹ Committee on the Rights of Persons with Disabilities, 2017: "Reference: 17th Session of the Committee on the Rights of Persons with Disabilities." Retrieved from:

http://tbinternet.ohchr.org/Treaties/CRPD/Shared%20Documents/CAN/INT_CRPD_LOP_CAN_17_25782_O.pdf

²⁰ Committee on the Elimination of Racial Discrimination, 2017: "Consideration of reports submitted by States parties under article 9 of the Convention: Canada." Retrieved from:

<https://documents-dds-ny.un.org/doc/UNDOC/GEN/G16/114/64/PDF/G1611464.pdf?OpenElement>

²¹ Committee on the Elimination of Racial Discrimination, 2017: "Reference: 93rd Session of the Committee on the Elimination of Racial Discrimination." Retrieved from:

http://tbinternet.ohchr.org/Treaties/CERD/Shared%20Documents/CAN/INT_CERD_LOP_CAN_28518_E.pdf



Manitoba Poverty Progress Profile

OVERVIEW OF POVERTY STRATEGY

The *Poverty Reduction Strategy Act*,¹ which mandates a long-term strategy to reduce poverty and increase social inclusion, came into effect on June 6, 2011. In May 2012, the Government of Manitoba released *All Aboard: Manitoba's Poverty Reduction and Social Inclusion Strategy*.²

The strategy concluded its five-year cycle in May 2017. Since the implementation of *All Aboard*, there has been an increase in graduation rates, licensed child care spaces, and social and affordable housing units.³ However, despite progress on 17 out of 21 regulated indicators as of September 2017,⁴ Manitoba still has the highest child poverty rate of any province.⁵

The *2016/2017 All Aboard Annual Report*⁶ indicates that the Government of Manitoba is committed to renewing the strategy in 2017-2018. Currently, the Government of Manitoba has extended its deadline for community feedback on the next strategy to February 23, 2018.⁷

WHAT TO KNOW ABOUT POVERTY IN MANITOBA

- Depending on the measure used, the average depth of poverty has hovered at 25% to 35% below the poverty line throughout the past two decades,⁸ while Indigenous people face an average depth of poverty that is 50% below the poverty line.⁹
- From 2008 to 2014, the percentage of individuals in poverty increased by 11.1% (compared to an average increase of 0.9% in Canada as a whole).¹⁰
- Approximately 115,000 people receive income assistance support from either

¹ Government of Manitoba, 2017: "The Poverty Reduction Strategy Act." Retrieved from: <http://web2.gov.mb.ca/laws/statutes/ccsm/p094-7e.php>

² Government of Manitoba, 2012: "All Aboard: Manitoba's Poverty Reduction and Social Inclusion Strategy." Retrieved from: https://www.cwp-csp.ca/resources/sites/default/files/resources/All_Aboard_Manitoba_2012.pdf

³ Canadian Centre for Policy Alternatives Manitoba Office, 2015: "The View from Here 2015: Manitobans Call for a Renewed Poverty Reduction Plan." Retrieved from:

<https://www.policyalternatives.ca/sites/default/files/uploads/publications/Manitoba%20Office/2015/01/View%20from%20here%20v8%20low-res.pdf> at pg. 2

⁴ Government of Manitoba, 2017: "All Aboard Annual Report 2016/2017." Retrieved from: https://www.gov.mb.ca/allaboard/pubs/all_aboard_annual_report_2016_17.pdf at pg. 4

⁵ Campaign2000, Winnipeg Harvest Inc. & Aboriginal Council of Winnipeg, 2017: "Manitoba Child and Family Report Card 2017." Retrieved from: https://campaign2000.ca/wp-content/uploads/2017/11/2017-MB_ChildFamilyPovReportCard_FINAL.pdf, pg. 5

⁶ Supra note 4

⁷ The Government of Manitoba, 2017: "Manitoba's Poverty Reduction Strategy." Retrieved from: <https://www.gov.mb.ca/allaboard/>

⁸ Supra note 3 at pg. 14

⁹ Ibid at pg. 15

¹⁰ Government of Manitoba, 2017: "Budget 2017 Paper E: Reducing Poverty and Promoting Community Involvement." Retrieved from: <https://www.gov.mb.ca/finance/budget17/papers/poverty.pdf> at pg. E1

federal or provincial income assistance programs.¹¹

- Since 1989, the child poverty rate has increased by 26.1%.¹² Indigenous children living on-reserve experience a staggering poverty rate of 76%, while Indigenous children living off-reserve experience a poverty rate of 39%.¹³
- Between 2008 and 2016, there was an increase of 53% in food bank use. In March 2016, out of 61,914 individuals assisted by food banks in Manitoba, 42.9% were children.¹⁴

HOW DOES MANITOBA MEASURE UP ON HUMAN RIGHTS?

| <i>Does the provincial strategy:</i> |  |
|--|---|
| Ensure human rights training for those involved in the development and implementation of the Strategy? | ✗ |
| Identify and address systemic discrimination and inequality in the Strategy? | ✓ ¹ |
| Expressly refer to human rights obligations in the Strategy? | ✗ |
| Ensure the Strategy is enshrined in law? | ✓ |
| Include representatives of diverse groups experiencing poverty in the development, implementation, and evaluation of the Strategy? | ✱ ² |
| Set rigorous goals and timelines for achieving identified Strategy goals? | ✗ ³ |
| Develop independent and transparent mechanisms and indicators to monitor and track the progress of the Strategy? | ✓ ⁴ |
| Report annually and publicly on progress of the Strategy? | ✓ ⁵ |
| Make the Strategy a budget priority? | ✱ ⁶ |
| Create a space for individuals to claim rights and hold their government accountable to the Strategy? | ✗ |

- ✓¹ *Yes. The strategy acknowledges that women, single parents, Indigenous people in Manitoba, newcomers, and persons with disabilities are more likely to live in poverty due to systemic barriers, and that these discrepancies are addressed "through targeted programs and*






¹¹ Canadian Centre for Policy Alternatives Manitoba Office, 2017: "Income Security to End Poverty in Manitoba." Retrieved from: https://www.policyalternatives.ca/sites/default/files/uploads/publications/Manitoba%20Office/2017/11/Income_Security_to_end_Poverty_in_MB.pdf at pg. 1

¹² Winnipeg Harvest and Campaign 2000, 2015: "Manitoba Child and Family Poverty, Report Card 2015: A Crisis that has Become Chronic." Retrieved from: <http://winnipegharvest.org/wp-content/uploads/2017/03/Manitoba-Child-and-Family-Poverty-Report-Card-2015.pdf> at pg. 4

¹³ Canadian Centre for Policy Alternatives, 2016: "Shameful Neglect: Indigenous Child Poverty in Canada." Retrieved from: https://www.policyalternatives.ca/sites/default/files/uploads/publications/National%20Office/2016/05/Indigenous_Child%20Poverty.pdf at pg. 15

¹⁴ Food Banks Canada, 2016: "HungerCount 2016: A Comprehensive Report on Hunger and Food Bank Use in Canada, and Recommendations for Change." Retrieved from: https://www.foodbankscanada.ca/getmedia/6173994f-8a25-40d9-acdf-660a28e40f37/HungerCount_2016_final_singlepage.pdf.aspx?ext=.pdf at pg. 18

initiatives.”¹⁵ In addition, the strategy notes that structural factors such as unemployment, poor housing, lack of accessible options, addictions and mental health issues, and discrimination causes social exclusion.¹⁶

-  ² Somewhat. In 2013, the Government of Manitoba held ten public meetings, conducted an online survey, and accepted written submissions on the development of a provincial poverty strategy.¹⁷ In addition, elected officials and community members comprise the All Aboard Committee, which reviews and monitors the strategy on a regular basis.¹⁸ Although the Government of Manitoba is currently holding public consultations to inform the development of a renewed strategy,¹⁹ they appear to be asking for written submissions rather than providing a variety of forums to ensure representatives of diverse groups experiencing poverty can participate in the development, implementation, and evaluation of the new strategy.
-  ³ No. The expired strategy did not set rigorous goals or timelines. The Manitoba Child and Family Report Card 2017 recommends a reduction in the rate and depth of child poverty as measured by LIM After-Tax calculated from Statistics Canada’s T1 Family File of 25% by the year 2023 for the entire population of Manitoba children.²⁰ Furthermore, such a decrease must be experienced by Indigenous and visible minority children, and contain a detailed description of the policies, programs, and budget to reach these targets.²¹
-  ⁴ Yes. The strategy has 21 poverty reduction and social inclusion Indicators prescribed by regulation²² that are used to measure progress of the strategy.²³
-  ⁵ Yes. A mandate to produce an annual report and a budget statement outlining a fiscal plan to achieve progress on all indicators is embedded in the Poverty Reduction Strategy Act.²⁴
-  ⁶ Somewhat. A mandate to consider the strategy when preparing the budget each fiscal year is embedded in the Poverty Reduction Strategy Act.²⁵ Given the dire rates of family and child poverty in the province, it is arguable that the Government of Manitoba should make the renewed strategy a budget priority.

¹⁵ Supra note 2 at pg. 1

¹⁶ Ibid

¹⁷ Government of Manitoba, 2013: “All Aboard: What We Heard.” Retrieved from:

<https://digitalcollection.gov.mb.ca/awweb/pdfopener?smd=1&did=22452&md=1> at pgs. 2-3

¹⁸ Government of Manitoba, 2011: “Poverty Reduction Strategy Act CCSM c P94.7 ss 3(1)(a), (b), and (c).” Retrieved from:

<http://web2.gov.mb.ca/laws/statutes/ccsm/p094-7e.php>

¹⁹ Supra note 7

²⁰ Supra note 5 at pg. 17

²¹ Ibid

²² Government of Manitoba, 2012: “Poverty Reduction and Social Inclusion Indicators Regulation, 33/2012.” Retrieved from:

http://web2.gov.mb.ca/laws/regs/current/_pdf-regs.php?reg=33/2012

²³ Government of Manitoba, 2011: “Poverty Reduction Strategy Act CCSM c P94.7 s 2(1).” Retrieved from:

<http://web2.gov.mb.ca/laws/statutes/ccsm/p094-7e.php>

²⁴ Government of Manitoba, 2011: “Poverty Reduction Strategy Act CCSM c P94.7 ss 5(1)(a) and (b).” Retrieved from:

<http://web2.gov.mb.ca/laws/statutes/ccsm/p094-7e.php>

²⁵ Government of Manitoba, 2011: “Poverty Reduction Strategy Act CCSM c P94.7 s 4(a).” Retrieved from:

<http://web2.gov.mb.ca/laws/statutes/ccsm/p094-7e.php>

UNITED NATIONS PARTICIPATION CHECKLIST

| Human Rights Reviews of Canada | Did the Province provide a written report on its progress? | Did the Province send a representative to the review? |
|---|--|---|
| Review of Canada under the Covenant on Economic, Social, and Cultural Rights (2016) | Yes. ²⁶ | No. ²⁷ |
| Review of Canada under the Covenant on the Elimination of All Forms of Discrimination Against Women (2016) | Yes. ²⁸ | No. ²⁹ |
| Review of Canada under the Convention on the rights of Persons with Disabilities (2017) | Yes. ³⁰ | No. ³¹ |
| Review of Canada under the International Convention on the Elimination of All Forms of Racial Discrimination (2017) | Yes. ³² | No. ³³ |

²⁶ Committee on Economic, Social, and Cultural Rights, 2016: "Consideration of reports submitted by States parties under articles 16 and 17 of the International Covenant on Economic, Social and Cultural Rights: Canada." Retrieved from:

http://tbinternet.ohchr.org/_layouts/treatybodyexternal/Download.aspx?symbolno=E%2fC.12%2fCAN%2f6&Lang=en

²⁷ Committee on Economic, Social, and Cultural Rights, 2016: "Reference: 57th Session of the Committee on Economic, Social and Cultural Rights."

Retrieved from: http://tbinternet.ohchr.org/Treaties/CESCR/Shared%20Documents/CAN/INT_CESCR_LOP_CAN_23147_E.pdf

²⁸ Committee on the Elimination of Discrimination Against Women, 2016: "Consideration of reports submitted by States parties under article 18 of the Convention: Canada." Retrieved from:

http://tbinternet.ohchr.org/_layouts/treatybodyexternal/Download.aspx?symbolno=CEDAW%2fC%2fCAN%2f8-9&Lang=en

²⁹ Committee on the Elimination of Discrimination Against Women, 2016: "Reference: 65th Session of the Committee on the Elimination of Discrimination Against Women." Retrieved from: http://tbinternet.ohchr.org/Treaties/CEDAW/Shared%20Documents/CAN/INT_CEDAW_LOP_CAN_25570_E.pdf

³⁰ Committee on the Rights of Persons with Disabilities, 2017: "Consideration of reports submitted by States parties under article 35 of the Convention: Canada." Retrieved from: <https://documents-dds-ny.un.org/doc/UNDOC/GEN/G15/150/62/PDF/G1515062.pdf?OpenElement>

³¹ Committee on the Rights of Persons with Disabilities, 2017: "Reference: 17th Session of the Committee on the Rights of Persons with Disabilities." Retrieved from: http://tbinternet.ohchr.org/Treaties/CRPD/Shared%20Documents/CAN/INT_CRPD_LOP_CAN_17_25782_O.pdf

³² Committee on the Elimination of Racial Discrimination, 2017: "Consideration of reports submitted by States parties under article 9 of the Convention: Canada." Retrieved from: <https://documents-dds-ny.un.org/doc/UNDOC/GEN/G16/114/64/PDF/G1611464.pdf?OpenElement>

³³ Committee on the Elimination of Racial Discrimination, 2017: "Reference: 93rd Session of the Committee on the Elimination of Racial Discrimination." Retrieved from: http://tbinternet.ohchr.org/Treaties/CERD/Shared%20Documents/CAN/INT_CERD_LOP_CAN_28518_E.pdf



New Brunswick Poverty Progress Profile

OVERVIEW OF POVERTY STRATEGY

The *Economic and Social Inclusion Act*¹ requires the Government of New Brunswick to adopt a new poverty reduction plan every five years.² In May 2014, the Economic and Social Inclusion Corporation (ESIC)³ released *Overcoming Poverty Together: The New Brunswick Economic and Social Inclusion Plan, 2014-2019*.⁴ The plan has 28 priority actions under four pillars: community empowerment, learning, economic inclusion, and social inclusion.⁵ All 28 action items are currently listed as “in progress.”⁶ Unaccomplished goals from 2009 are continuing priorities in the 2014 plan, in particular reducing poverty by 25% and deep poverty by 50%.⁷

The ESIC supports twelve Community Inclusion Networks (CINS).⁸ These networks are responsible for identifying regional poverty issues and developing regional poverty plans.⁹ In May 2017, the Government of New Brunswick released *New Brunswick Family Plan: Reducing Poverty*.¹⁰ This plan commits to government action in seven priority areas.¹¹ The province also released *New Brunswick Family Plan: Supporting those with Addictions and Mental Health Challenges*.¹²

As of April 1, 2017, the minimum wage increased to \$11, which will result in an after-tax gain of \$594/year.¹³ Additionally, the Government of New Brunswick announced that it will invest \$10 million over the next five years in Living SJ, a collective of more than 100 partners represented by local government, business, non-profit, and neighbourhood groups, to explore new or unique ways to fight intergenerational poverty.¹⁴

¹ Government of New Brunswick, 2010: “Economic and Social Inclusion Act.” Retrieved from: <http://www.gnb.ca/legis/bill/FILE/56/4/Bill-39-e.htm>

² Ibid at 41(1)A

³ The ESIC, a Crown corporation, was created to implement New Brunswick’s poverty reduction plan and ensure continuity over the years: <http://www2.gnb.ca/content/gnb/en/departments/esic.html>

⁴ Economic and Social Inclusion Corporation, 2014: “Overcoming Poverty Together: The New Brunswick Economic and Social Inclusion Plan 2014-2019.” Retrieved from: <http://www2.gnb.ca/content/dam/gnb/Departments/esic/pdf/NBEconomicSocialInclusionPlan2014-2019.pdf>

⁵ Ibid at pg. 5

⁶ Economic and Social Inclusion Corporation, 2016: “Economic and Social Inclusion Corporation Annual Report 2015-2016.” Retrieved from: <http://www2.gnb.ca/content/dam/gnb/Departments/esic/pdf/2015-2016AnnualReport.pdf>, pgs. 23-24

⁷ Supra note 4 at pg. 10

⁸ Supra note 6 at pg. 10

⁹ Ibid

¹⁰ Government of New Brunswick, 2017: “New Brunswick Family Plan: Reducing Poverty.” Retrieved from: http://www2.gnb.ca/content/dam/gnb/Departments/eco-bce/Promo/family_plan/reducing_poverty.pdf

¹¹ The plan highlights government action in primary and acute care; promoting wellness; supporting people with addictions and mental health challenges; fostering healthy aging and support for seniors; reducing poverty; supporting people with disabilities; and advancing women’s equality. Ibid at pg. 3

¹² Government of New Brunswick, 2017: “New Brunswick Family Plan: Supporting those with Addictions and Mental Health Challenges.” Retrieved from: http://www2.gnb.ca/content/dam/gnb/Departments/eco-bce/Promo/family_plan/mentalhealth.pdf

¹³ CBC News, 2017: “Minimum wage increases to \$11 today.” Retrieved from: <http://www.cbc.ca/news/canada/new-brunswick/minimum-wage-increase-hike-nb-1.4050563>

¹⁴ CBC News, 2017: “Saint John group gets funding to fight intergenerational poverty.” Retrieved from: <http://www.cbc.ca/news/canada/new-brunswick/saint-john-living-sj-investment-funding-1.4128427>

WHAT TO KNOW ABOUT POVERTY IN NEW BRUNSWICK

- According to the 2016 Census Profile, New Brunswick had the lowest median household income of all the provinces at \$59,347.¹⁵
- For the Government of New Brunswick, the direct cost of poverty is approximately a half a billion dollars per year.¹⁶
- Nova Scotia and New Brunswick recorded the highest rates of children in low-income households at 22.2%.¹⁷
- More than one in five children live in low-income households in Moncton and St. John.¹⁸
- 47,000 people are food insecure.¹⁹ St. John's food banks collectively helped over 3,000 citizens a month in 2016.²⁰ Romero House Soup Kitchen served just under 80,000 meals – the highest year for meals since opening over 35 years.²¹

HOW DOES NB MEASURE UP ON HUMAN RIGHTS?

Overcoming Poverty Together: The New Brunswick Economic and Social Inclusion Plan, 2014-2019 calls for an annual indexation of the minimum wage and pay equity legislation in the private sector in order to recognize women's contributions in the workplace.²² The plan also acknowledges structural barriers that undermine the full participation of people with disabilities and people with mental illness in the labour market.²³ In addition, *New Brunswick Family Plan: Reducing Poverty and New Brunswick Family Plan: Supporting those with Addictions and Mental Health Challenges* references women's equality, the social determinants of health, and the impact of poverty on disadvantaged groups. In fact, gender equality is a pillar of the *Family Plan*, which explicitly notes the need for equal pay for equal work.²⁴ Although these newly-released plans are noteworthy for highlighting discrimination and inequality, they do not include any measurable goals, transparent indicators, or rigorous timelines for addressing some of the structural causes of poverty. Moreover, the 2017-2018 provincial budget emphasized cutting the deficit and growing the economy rather than reducing poverty.²⁵

¹⁵ CBC News, 2017: "Census 2017: highlights from latest report on Canadian income levels." Retrieved from: <http://www.cbc.ca/news/politics/statistics-canada-census-2016-income-highlights-1.4287179>

¹⁶ MacEwen, Angella and Christine Saulnier, 2011: "Cost of Poverty in New Brunswick," Canadian Centre for Policy Alternatives. Retrieved from: <http://www.policyalternatives.ca/sites/default/files/uploads/publications/Nova%20Scotia%20Office/2011/09/Cost%20of%20Poverty%20in%20NB.pdf> at pg. 1

¹⁷ UFCW, 2017: "By the Numbers: Child poverty – A persistent reality in Canada." Retrieved from: http://www.ufcw.ca/index.php?option=com_content&view=article&id=31702:by-the-numbers-child-poverty-a-persistent-reality-in-canada&catid=9886&Itemid=6&lang=en

¹⁸ Statistics Canada, 2017: "Children living in low-income households." Retrieved from: <http://www12.statcan.gc.ca/census-recensement/2016/as-sa/98-200-x/2016012/98-200-x2016012-eng.cfm>

¹⁹ Proof, 2014: "Household Food Insecurity in Canada, 2012." Retrieved from: <http://proof.utoronto.ca/#map>

²⁰ Human Development Council, 2017: "Food [In] Security: Saint John." Retrieved from:

http://0104.nccdn.net/1_5/133/25f/36f/FINAL_Food--In--Security-in-Saint-John-2-.pdf at pg. 5

²¹ Ibid

²² Supra note 4 at pgs. 15 and 16

²³ Ibid at pg. 16

²⁴ Supra note 10 at pg. 13

²⁵ Government of New Brunswick, 2017: "Listening and Getting Things Done: 2017-2018 Federal Budget." Retrieved from: <http://www2.gnb.ca/content/dam/gnb/Departments/fin/pdf/Budget/2017-2018/BudgetSpeech2017-2018.pdf>

| <i>Does the provincial strategy:</i> |  |
|--|---|
| Ensure human rights training for those involved in the development and implementation of the Strategy? | ✘ |
| Identify and address systemic discrimination and inequality in the Strategy? | ✱ |
| Expressly refer to human rights obligations in the Strategy? | ✘ |
| Ensure the Strategy is enshrined in law? | ✓ ¹ |
| Include representatives of diverse groups experiencing poverty in the development, implementation, and evaluation of the Strategy? | ✱ ² |
| Set rigorous goals and timelines for achieving identified Strategy goals? | ✱ ³ |
| Develop independent and transparent mechanisms and indicators to monitor and track the progress of the Strategy? | ✱ ⁴ |
| Report annually and publicly on progress of the Strategy? | ✓ ⁵ |
| Make the Strategy a budget priority? | ✘ |
| Create a space for individuals to claim rights and hold their government accountable to the Strategy? | ✘ |

✓¹ Yes.²⁶

✱² *Somewhat. Twelve CINS representing regions across New Brunswick participated in dialogue sessions regarding the 2014 plan.²⁷ The engagement process collected close to 5,000 comments while 750 individuals attended one of the consultation meetings.²⁸ However, the Government of New Brunswick has not consulted with diverse groups experiencing poverty on the implementation and evaluation of the strategy.*

✱³ *Somewhat. The strategy sets an ambitious goal of reducing poverty by 25% and deep poverty by 50%.²⁹ Although these goals are commendable, the strategy should include more goals as well as rigorous timelines for achieving them.*

✱⁴ *Somewhat. Overcoming Poverty Together notes that evidence-based indicators will be produced to measure the impact of the plan,³⁰ and currently has 28 priority action items – all of which are listed as “in progress.”³¹*

²⁶ Supra note 1.

²⁷ Economic and Social Inclusion Corporation, 2014: “Overcoming Poverty Together 2: The Process.” Retrieved from: <http://www2.gnb.ca/content/gnb/en/departments/esic/opt2/process.html>

²⁸ Supra note 4 at pg. 2

²⁹ Ibid at pg. 10

³⁰ Ibid at pg. 20

³¹ Supra note 6

- ✓⁵ Yes. The Board of the ESIC is required to produce an annual report within six months after the end of each fiscal year and the ESIC must report on the implementation of the plan every two years.³²

UNITED NATIONS PARTICIPATION CHECKLIST

| Human Rights Reviews of Canada | Did the Province provide a written report on its progress? | Did the Province send a representative to the review? |
|---|--|---|
| Review of Canada under the Covenant on Economic, Social, and Cultural Rights (2016) | Yes. ³³ | No. ³⁴ |
| Review of Canada under the Covenant on the Elimination of All Forms of Discrimination Against Women (2016) | Yes. ³⁵ | No. ³⁶ |
| Review of Canada under the Convention on the rights of Persons with Disabilities (2017) | Yes. ³⁷ | No. ³⁸ |
| Review of Canada under the International Convention on the Elimination of All Forms of Racial Discrimination (2017) | Yes. ³⁹ | No. ⁴⁰ |

³² Supra note 1 at 28(1), 40(1)

³³ Committee on Economic, Social, and Cultural Rights, 2016: "Consideration of reports submitted by States parties under articles 16 and 17 of the International Covenant on Economic, Social and Cultural Rights: Canada." Retrieved from:

http://tbinternet.ohchr.org/_layouts/treatybodyexternal/Download.aspx?symbolno=E%2fC.12%2fCAN%2f6&Lang=en

³⁴ Committee on Economic, Social, and Cultural Rights, 2016: "Reference: 57th Session of the Committee on Economic, Social and Cultural Rights." Retrieved from:

http://tbinternet.ohchr.org/Treaties/CESCR/Shared%20Documents/CAN/INT_CESCR_LOP_CAN_23147_E.pdf

³⁵ Committee on the Elimination of Discrimination Against Women, 2016: "Consideration of reports submitted by States parties under article 18 of the Convention:

Canada." Retrieved from: http://tbinternet.ohchr.org/_layouts/treatybodyexternal/Download.aspx?symbolno=CEDAW%2fC%2fCAN%2f8-9&Lang=en

³⁶ Committee on the Elimination of Discrimination Against Women, 2016: "Reference: 65th Session of the Committee on the Elimination of Discrimination Against

Women." Retrieved from: http://tbinternet.ohchr.org/Treaties/CEDAW/Shared%20Documents/CAN/INT_CEDAW_LOP_CAN_25570_E.pdf

³⁷ Committee on the Rights of Persons with Disabilities, 2017: "Consideration of reports submitted by States parties under article 35 of the Convention: Canada."

Retrieved from: <https://documents-dds-ny.un.org/doc/UNDOC/GEN/G15/150/62/PDF/G1515062.pdf?OpenElement>

³⁸ Committee on the Rights of Persons with Disabilities, 2017: "Reference: 17th Session of the Committee on the Rights of Persons with Disabilities." Retrieved


from: http://tbinternet.ohchr.org/Treaties/CRPD/Shared%20Documents/CAN/INT_CRPD_LOP_CAN_17_25782_O.pdf

³⁹ Committee on the Elimination of Racial Discrimination, 2017: "Consideration of reports submitted by States parties under article 9 of the Convention: Canada."

Retrieved from: <https://documents-dds-ny.un.org/doc/UNDOC/GEN/G16/114/64/PDF/G1611464.pdf?OpenElement>

⁴⁰ Committee on the Elimination of Racial Discrimination, 2017: "Reference: 93rd Session of the Committee on the Elimination of Racial Discrimination." Retrieved

from: http://tbinternet.ohchr.org/Treaties/CERD/Shared%20Documents/CAN/INT_CERD_LOP_CAN_28518_E.pdf



Newfoundland & Labrador Poverty Progress Profile

OVERVIEW OF POVERTY STRATEGY

In 2006, the Government of Newfoundland and Labrador implemented *Reducing Poverty: An Action Plan for Newfoundland and Labrador*.¹ With this strategy, the Government of Newfoundland and Labrador set an ambitious goal of becoming the province with the lowest level of poverty in Canada.

As part of the strategy, the Government of Newfoundland and Labrador is required to produce a report every two years outlining progress on all indicators.² Although the last report was released in 2014,³ a number of initiatives, including a “government-wide approach to reducing poverty,”⁴ have kept the strategy somewhat alive.

In 2016, the Department of Children, Seniors and Social Development was created to oversee, among other key areas, “initiatives to foster poverty reduction.”⁵ A Poverty Reduction Division was also established.⁶ Additionally, the 2017/2018 provincial budget contains several new poverty reduction initiatives and additional funding for existing ones.⁷ On October 1, 2017, the minimum wage increased by 25 cents to \$11.⁸

WHAT TO KNOW ABOUT POVERTY IN NL

- From 2005 to 2015, low income fell sharply from 20% to 15.4%.⁹
- The median household after-tax income is \$59,060 – lower than the Canadian average of \$61,348.¹⁰
- At 1 in 20 people, Newfoundland and Labrador has the highest rate of food bank usage of all the provinces in Canada.¹¹

¹ Government of Newfoundland and Labrador, 2006: “Reducing Poverty: An Action Plan for Newfoundland and Labrador.” Retrieved from: <http://www.cssd.gov.nl.ca/publications/pdf/prs/poverty-reduction-strategy.pdf>

² Ibid at pg. 23

³ Government of Newfoundland and Labrador, 2014: “Newfoundland and Labrador Poverty Reduction Strategy: progress report June 2014.” Retrieved from: http://www.cssd.gov.nl.ca/poverty/pdf/prs_progress_report.pdf

⁴ Government of Newfoundland and Labrador, 2017: “Children, Seniors and Social Development: Poverty Reduction.” Retrieved from: <http://www.cssd.gov.nl.ca/poverty/index.html>

⁵ Government of Newfoundland and Labrador, 2016: “Poverty Reduction in Newfoundland and Labrador: Making Connections & Mapping Systems.” Retrieved from: <http://www.nlhhn.org/PDF/Pov-Reduction-Strategy.pdf> at pg. 19

⁶ Ibid pg. 20

⁷ Government of Newfoundland and Labrador, 2017: “Poverty Reduction Initiatives – Budget 2017/18.” Retrieved from: http://www.cssd.gov.nl.ca/publications/pdf/prs/prs_initiative_budget2017_18.pdf

⁸ Government of Newfoundland and Labrador, 2017: “Provincial Government Releases Summary of Minimum Wage Consultations.” Retrieved from: <http://www.releases.gov.nl.ca/releases/2017/aesl/0612n01.aspx>

⁹ Statistics Canada, 2017: “Household income in Canada: Key results from the 2016 Census.” Retrieved from: <http://www.statcan.gc.ca/daily-quotidien/170913/dq170913a-eng.htm>

¹⁰ Statistics Canada, 2017: “Income Highlight Tables, 2016 Census.” Retrieved from:

<http://www12.statcan.gc.ca/census-recensement/2016/dp-pd/hlt-fst/inc-rev/Table.cfm?Lang=Eng&T=101&S=99&O=A>

¹¹ Food First NL, 2017: “What we heard: A provincial dialogue on food security in Newfoundland & Labrador.” Retrieved from:

https://static1.squarespace.com/static/54d9128be4b0de7874ec9a82/t/59edf4448a02c74982696296/1508766817989/Everybody+Eats_What+We+Hear+d+%28October+2017%29.pdf, pg. 14

- As of January 2018, the unemployment rate was 14%.¹²
- One-quarter of all seniors in Newfoundland and Labrador are living with a mental health problem or mental illness.¹³

HOW DOES NL MEASURE UP ON HUMAN RIGHTS?

Reducing Poverty: An Action Plan for Newfoundland and Labrador, which is over a decade old, does not address poverty reduction as a human rights issue. As of 2017, the status of the strategy is unclear. The Government of Newfoundland and Labrador has not indicated that renewing the strategy, or creating a new strategy, is a priority. Neither the 2017 Speech from the Throne¹⁴ nor *The Way Forward: A vision for sustainability and growth in Newfoundland and Labrador*¹⁵ mention poverty. The Speech from the Throne focuses mainly on economic growth and “doing better with less,”¹⁶ while *The Way Forward* commits to returning the province to a surplus by 2022-23.¹⁷

| Does the provincial strategy: |  |
|--|---|
| Ensure human rights training for those involved in the development and implementation of the Strategy? | ✗ |
| Identify and address systemic discrimination and inequality in the Strategy? | ✓ ¹ |
| Expressly refer to human rights obligations in the Strategy? | ✗ |
| Ensure the Strategy is enshrined in law? | ✗ |
| Include representatives of diverse groups experiencing poverty in the development, implementation, and evaluation of the Strategy? | ✓ ² |
| Set rigorous goals and timelines for achieving identified Strategy goals? | ✱ ³ |
| Develop independent and transparent mechanisms and indicators to monitor and track the progress of the Strategy? | ✱ ⁴ |
| Report annually and publicly on progress of the Strategy? | ✱ ⁵ |
| Make the Strategy a budget priority? | ✱ |
| Create a space for individuals to claim rights and hold their government accountable to the Strategy? | ✗ |

¹² Statistics Canada, 2017: “Labour Force Characteristics, seasonally adjusted by province (monthly).” Retrieved from: <http://www.statcan.gc.ca/tables-tableaux/sum-som/l01/cst01/lfss01a-eng.htm>

¹³ CBC News, 2017: “1 in 4 N.L. seniors has a mental health issue, providers struggle to cope.” Retrieved from: <http://www.cbc.ca/news/canada/newfoundland-labrador/aging-population-providers-struggling-to-cope-increasing-mental-health-issues-1.4364942>

¹⁴ Supra note 1 at pg. 1

¹⁵ Ibid at pg. 5

¹⁶ Ibid

¹⁷ Government of Newfoundland and Labrador, 2017: “Speech from the Throne.” Retrieved from:

- ✓ ¹ Yes. The strategy states that poverty is a systemic social issue requiring a sustained and long-term approach in order to make progress.¹⁸ The following groups are identified as most vulnerable to poverty: families led by single mothers; single people in general and older people in particular; persons with disabilities; and Indigenous peoples.¹⁹ Moreover, the strategy uses an intersectional approach in its analysis of those who are most vulnerable to poverty by acknowledging that people who fall into one or more of these categories are at greater risk of poverty.²⁰
- ✓ ² Yes. Those with lived experience of poverty were consulted in the creation of the strategy.²¹ The Government of Newfoundland and Labrador also committed to hosting poverty roundtables every two years.²² The last public engagement process on poverty reduction appears to have been in 2015, with over 1,000 people participating in a variety of forums, such as community focus groups and virtual roundtables.²³
- * ³ Somewhat. The strategy has five goals²⁴ to reduce poverty; however, there are no rigorous timelines attached to any of these goals.
- * ⁴ Somewhat. However, these indicators have not been reported on since 2014. We therefore do not know whether they are currently being monitored.
- * ⁵ Somewhat. However, the last report was published in 2014.

¹⁸ Government of Newfoundland and Labrador, 2017: "The Way Forward: A vision for sustainability and growth in Newfoundland and Labrador." Retrieved from: https://www.gov.nl.ca/pdf/the_way_forward.pdf

¹⁹ Supra note 17 at pg. 8

²⁰ Supra note 18 at pg. 5

²¹ Supra note 1 at pg. 12

²² Ibid at pg. 13

²³ Supra note 5 at pg. 14

²⁴ The five goals are: Improved access and coordination of services for those with low incomes; a stronger social safety net; improved earned incomes; increased emphasis on early childhood development; and a better educated population: Supra note 1 at pg. 15

UNITED NATIONS PARTICIPATION CHECKLIST

| Human Rights Reviews of Canada | Did the Province provide a written report on its progress? | Did the Province send a representative to the review? |
|---|--|---|
| Review of Canada under the Covenant on Economic, Social, and Cultural Rights (2016) | Yes. ²⁵ | No. ²⁶ |
| Review of Canada under the Covenant on the Elimination of All Forms of Discrimination Against Women (2016) | Yes. ²⁷ | No. ²⁸ |
| Review of Canada under the Convention on the rights of Persons with Disabilities (2017) | Yes. ²⁹ | No. ³⁰ |
| Review of Canada under the International Convention on the Elimination of All Forms of Racial Discrimination (2017) | Yes. ³¹ | No. ³² |

²⁵ Committee on Economic, Social, and Cultural Rights, 2016: "Consideration of reports submitted by States parties under articles 16 and 17 of the International Covenant on Economic, Social and Cultural Rights: Canada." Retrieved from:

http://tbinternet.ohchr.org/_layouts/treatybodyexternal/Download.aspx?symbolno=E%2fC.12%2fCAN%2f6&Lang=en

²⁶ Committee on Economic, Social, and Cultural Rights, 2016: "Reference: 57th Session of the Committee on Economic, Social and Cultural Rights." Retrieved from: http://tbinternet.ohchr.org/Treaties/CESCR/Shared%20Documents/CAN/INT_CESCR_LOP_CAN_23147_E.pdf

²⁷ Committee on the Elimination of Discrimination Against Women, 2016: "Consideration of reports submitted by States parties under article 18 of the Convention: Canada." Retrieved from: http://tbinternet.ohchr.org/_layouts/treatybodyexternal/Download.aspx?symbolno=CEDAW%2fC%2fCAN%2f8-9&Lang=en

²⁸ Committee on the Elimination of Discrimination Against Women, 2016: "Reference: 65th Session of the Committee on the Elimination of Discrimination Against Women." Retrieved from: http://tbinternet.ohchr.org/Treaties/CEDAW/Shared%20Documents/CAN/INT_CEDAW_LOP_CAN_25570_E.pdf

²⁹ Committee on the Rights of Persons with Disabilities, 2017: "Consideration of reports submitted by States parties under article 35 of the Convention: Canada." Retrieved from: <https://documents-dds-ny.un.org/doc/UNDOC/GEN/G15/150/62/PDF/G1515062.pdf?OpenElement>

³⁰ Committee on the Rights of Persons with Disabilities, 2017: "Reference: 17th Session of the Committee on the Rights of Persons with Disabilities." Retrieved from: http://tbinternet.ohchr.org/Treaties/CRPD/Shared%20Documents/CAN/INT_CRPD_LOP_CAN_17_25782_O.pdf

³¹ Committee on the Elimination of Racial Discrimination, 2017: "Consideration of reports submitted by States parties under article 9 of the Convention: Canada." Retrieved from: <https://documents-dds-ny.un.org/doc/UNDOC/GEN/G16/114/64/PDF/G1611464.pdf?OpenElement>

³² Committee on the Elimination of Racial Discrimination, 2017: "Reference: 93rd Session of the Committee on the Elimination of Racial Discrimination." Retrieved from: http://tbinternet.ohchr.org/Treaties/CERD/Shared%20Documents/CAN/INT_CERD_LOP_CAN_28518_E.pdf



Northwest Territories Poverty Progress Profile

OVERVIEW OF POVERTY STRATEGY

In 2013, the Government of the Northwest Territories (NWT) tabled *Building on the Strengths of Northerners: A Strategic Framework towards the Elimination of Poverty in the NWT*.¹ The strategic framework was developed by the Anti-Poverty Steering Committee - a collaboration involving the territorial government, Aboriginal governments, and the business and non-profit sectors.²

In February 2014, the Government of NWT released *Anti-Poverty Action Plan: Building on the Strengths of Northerners 2014/15 – 2015/16*.³ Building on the strategic framework, this plan identifies the following five priority areas to reduce poverty: 1) Children and Family Support, 2) Healthy Living and Reaching our Potential, 3) Safe and Affordable Housing, 4) Sustainable Communities, and 5) Integrated Continuum of Services.⁴

The Government of NWT also encouraged local communities to develop Community Wellness Plans to complement four of the priority areas noted above, as housing is a territorial responsibility.⁵ All communities outside of the territorial capital currently have Community Wellness Plans, which are supported by multi-year funding, and focus on culture, family, health, mental health and addictions, and community capacity.⁶

In November 2017, the Government of the NWT hosted its fifth annual Anti-Poverty Roundtable to advance the Action Plan.⁷

WHAT TO KNOW ABOUT POVERTY IN NWT

- At \$50,618, the Northwest Territories had the highest median personal income among the provinces and territories in 2015.⁸
- The average income of a person identifying as Inuit is \$25,743.⁹

¹ Government of the Northwest Territories, 2013: "Building on the Strength of Northerners: A Strategic Framework to towards the Elimination of Poverty in the NWT." Retrieved from: <http://www.antipovertynt.ca/sites/www.antipovertynt.ca/files/strategic-framework-building-strength-northerners.pdf>

² Ibid at pg. 3

³ Government of the Northwest Territories, 2014: "Anti-Poverty Action Plan: Building on the Strengths of Northerners 2014/15 – 2015/16." Retrieved from: <http://www.antipovertynt.ca/sites/www.antipovertynt.ca/files/gnwt-anti-poverty-action-plan.pdf>

⁴ Ibid at pg. 2

⁵ Canada Social Report, 2016: "Poverty Reduction Strategy Summary." Retrieved from: <http://www.canadasocialreport.ca/PovertyReductionStrategies/NT.pdf> at pg. 2

⁶ Ibid at pg. 2

⁷ Government of Northwest Territories, 2017, "2017 Annual Roundtable." Retrieved from: <http://www.antipovertynt.ca/en/events/-annual-roundtable>

⁸ Government of Northwest Territories, 2017: "Newstat: Income 2016 census." Retrieved from: http://www.statsnwt.ca/census/2016/Income_2016%20Census.pdf at pg. 1

⁹ CBC News North, 2017: "N.W.T has the highest median income in Canada." Retrieved from: <http://www.cbc.ca/news/canada/north/nwt-high-incomes-spread-unevenly-1.4385194>

- One in five single parent households (20.3%) live on an annual income below \$30,000 compared to 4% of dual parent households. Moreover, 73.6% of dual parent households earn over \$100,000 annually, compared to only 35.1% of single parent households.¹⁰
- The NWT has the second best household debt service ratio in Canada, with the average person using a smaller proportion of their disposable income to meet interest payments on debt.¹¹
- Many parents in the NWT currently pay between \$45-\$62 dollars a day to access early childhood education. The territory would need to increase spending by roughly \$20 million per year to have a child care system comparable to Québec.¹²

HOW DOES NWT MEASURE UP ON HUMAN RIGHTS?

| <i>Does the territorial strategy:</i> |  |
|--|---|
| Ensure human rights training for those involved in the development and implementation of the Strategy? | ✗ |
| Identify and address systemic discrimination and inequality in the Strategy? | ✓ ¹ |
| Expressly refer to human rights obligations in the Strategy? | ✗ |
| Ensure the Strategy is enshrined in law? | ✗ |
| Include representatives of diverse groups experiencing poverty in the development, implementation, and evaluation of the Strategy? | ✓ ² |
| Set rigorous goals and timelines for achieving identified Strategy goals? | * ³ |
| Develop independent and transparent mechanisms and indicators to monitor and track the progress of the Strategy? | * ⁴ |
| Report annually and publicly on progress of the Strategy? | * ⁵ |
| Make the Strategy a budget priority? | * ⁶ |
| Create a space for individuals to claim rights and hold their government accountable to the Strategy? | ✗ |

¹⁰ Supra note 8 at pg. 2

¹¹ The Conference Board of Canada, 2017: "Canada's Food Report Card 2016: Provincial Performance." Retrieved from: http://www.westernfoodprocessor.ca/attachments/article/403/8697_CanadaFood-ReportCard_RPT.pdf at chart on pg. 79

¹² CBC News North, 2015: "Universal childcare would cost N.W.T \$20 million dollars a year: study." Retrieved from: <http://www.cbc.ca/news/canada/north/universal-childcare-would-cost-n-w-t-20-million-a-year-study-1.3247185>

- ✓ ¹ Yes. The plan recognizes that poverty disproportionately affects vulnerable members of society, namely children, single-parent families, those with low education levels, elders, people with disabilities, and those with addictions or mental health issues.¹³ In addition, the plan notes that understanding the impact of colonization, especially residential schools, is "important if we are to combat poverty today,"¹⁴ and that the approach must be "contextual and flexible, recognizing cultural and demographic differences and driven by community-identified needs."¹⁵
- ✓ ² Yes. The development of the strategic framework included those with lived experience of poverty.¹⁶ Moreover, the Anti-Poverty Roundtable convenes on an annual basis to provide a forum for shared learning and collaboration with a variety of stakeholders.¹⁷
- * ³ Somewhat. The strategic framework and Action Plan identify five priority areas and goals for each area, including the government department responsible for each commitment. However, there are no concrete timelines associated with these goals.
- * ⁴ Somewhat. The Government of the NWT is currently developing comprehensive Poverty Performance Measures, with a 10-20 year change horizon.¹⁸
- * ⁵ Somewhat. The Government of the NWT provides a status update on government actions at the annual Anti-Poverty Roundtable.¹⁹ Although the annual Anti-Poverty Roundtable is a unique and inclusive feature that allows for annual reporting, the Government of the NWT does not appear to report elsewhere annually and publicly on progress of the strategy.
- * ⁶ Somewhat. The Government of the NWT expects to spend \$1 billion on departments delivering social programs to the people of the NWT.²⁰ However, there is no clear investment strategy in the Action Plan, particularly in urgent areas such as food security, affordable housing, and childcare. Adjustments were made to the budget after receiving input from constituents. In particular, the Government of the NWT agreed to spend \$500,000 on programs for youth in crisis and to increase the Anti-Poverty Fund by \$500,000.²¹

¹³ Supra note 1 at pg. 8

¹⁴ Ibid at pg. 9

¹⁵ Ibid

¹⁶ Ibid at pg. 3

¹⁷ Supra note 7.

¹⁸ The Government of NWT, 2017: "Indicators." Retrieved from: <http://www.antipovertynwt.ca/sites/www.antipovertynwt.ca/files/proposed-poverty-performance-measures.pdf>

¹⁹ The Government of the NWT, 2017: "2017 Annual Roundtable: Agenda." Retrieved from:

<http://www.antipovertynwt.ca/sites/www.antipovertynwt.ca/files/final-agenda.pdf>

²⁰ The Government of the NWT, 2017: "Government outlines agreement on 2017-18 operating budget." Retrieved from:

<http://www.gov.nt.ca/newsroom/news/government-outlines-agreement-2017-18-operating-budget>

²¹ The Government of the NWT, 2017: "Backgrounder: Adjustments to 2017-2018 Operating Budget." Retrieved from:

<http://www.gov.nt.ca/newsroom/news/government-outlines-agreement-2017-18-operating-budget>

UNITED NATIONS PARTICIPATION CHECKLIST

| Human Rights Reviews of Canada | Did the Territory provide a written report on its progress? | Did the Territory send a representative to the review? |
|---|---|--|
| Review of Canada under the Covenant on Economic, Social, and Cultural Rights (2016) | Yes. ²² | No. ²³ |
| Review of Canada under the Covenant on the Elimination of All Forms of Discrimination Against Women (2016) | Yes. ²⁴ | No. ²⁵ |
| Review of Canada under the Convention on the rights of Persons with Disabilities (2017) | Yes. ²⁶ | No. ²⁷ |
| Review of Canada under the International Convention on the Elimination of All Forms of Racial Discrimination (2017) | Yes. ²⁸ | No. ²⁹ |

²² Committee on Economic, Social, and Cultural Rights, 2016: "Consideration of reports submitted by States parties under articles 16 and 17 of the International Covenant on Economic, Social and Cultural Rights: Canada." Retrieved from:

http://tbinternet.ohchr.org/_layouts/treatybodyexternal/Download.aspx?symbolno=E%2fC.12%2fCAN%2f6&Lang=en

²³ Committee on Economic, Social, and Cultural Rights, 2016: "Reference: 57th Session of the Committee on Economic, Social and Cultural Rights." Retrieved from:

http://tbinternet.ohchr.org/Treaties/CESCR/Shared%20Documents/CAN/INT_CESCR_LOP_CAN_23147_E.pdf

²⁴ Committee on the Elimination of Discrimination Against Women, 2016: "Consideration of reports submitted by States parties under article 18 of the Convention: Canada." Retrieved from:

http://tbinternet.ohchr.org/_layouts/treatybodyexternal/Download.aspx?symbolno=CEDAW%2fC%2fCAN%2f8-9&Lang=en

²⁵ Committee on the Elimination of Discrimination Against Women, 2016: "Reference: 65th Session of the Committee on the Elimination of Discrimination Against Women." Retrieved from:

http://tbinternet.ohchr.org/Treaties/CEDAW/Shared%20Documents/CAN/INT_CEDAW_LOP_CAN_25570_E.pdf

²⁶ Committee on the Rights of Persons with Disabilities, 2017: "Consideration of reports submitted by States parties under article 35 of the Convention: Canada." Retrieved from:

<https://documents-dds-ny.un.org/doc/UNDOC/GEN/G15/150/62/PDF/G1515062.pdf?OpenElement>

²⁷ Committee on the Rights of Persons with Disabilities, 2017: "Reference: 17th Session of the Committee on the Rights of Persons with Disabilities." Retrieved from:


http://tbinternet.ohchr.org/Treaties/CRPD/Shared%20Documents/CAN/INT_CRPD_LOP_CAN_17_25782_O.pdf

²⁸ Committee on the Elimination of Racial Discrimination, 2017: "Consideration of reports submitted by States parties under article 9 of the Convention: Canada." Retrieved from:

<https://documents-dds-ny.un.org/doc/UNDOC/GEN/G16/114/64/PDF/G1611464.pdf?OpenElement>

²⁹ Committee on the Elimination of Racial Discrimination, 2017: "Reference: 93rd Session of the Committee on the Elimination of Racial Discrimination." Retrieved from:

http://tbinternet.ohchr.org/Treaties/CERD/Shared%20Documents/CAN/INT_CERD_LOP_CAN_28518_E.pdf



Nova Scotia Poverty Progress Profile

OVERVIEW OF POVERTY STRATEGY

In April 2009, the Government of Nova Scotia introduced its poverty strategy *Preventing Poverty, Promoting Prosperity*.¹ The strategy commits to reducing the number of people in poverty by the year 2020.² The province has never reported on this strategy. While some poverty initiatives have been undertaken since its release in 2009, including increasing the minimum wage and creating a new action plan for education in the province,³ the strategy has fallen silent.

In the 2017-2018 budget, the Government of Nova Scotia set aside \$2 million to “create and begin to implement a plan to address poverty in Nova Scotia.”⁴ On September 21, 2017, the Lieutenant Governor, in the Speech from the Throne, promised a four-year *Blueprint to End Poverty*, including \$20 million to help form partnerships between the province, other levels of government, and the non-profit sector and \$1 million annually to fight sexual violence.⁵ The Government of Nova Scotia also committed to creating the first-ever *Accessibility Act*.⁶

WHAT TO KNOW ABOUT POVERTY IN NOVA SCOTIA

- In 2015, 22.7% of children, under the age of six, lived in low-income households, which is higher than the national average of 17.8%. For youth under the age of 18, 22.2% lived in low-income households.⁷
- Black children make up 43.7% of visible minority children, and 39.6% of these children live in poverty.⁸
- In 2015, Nova Scotia has the second lowest median household income in Canada at \$60,764.⁹
- Approximately 96,000 low-income people live in rural locations.¹⁰

¹ Province of Nova Scotia, 2009: “Preventing Poverty, Promoting Prosperity.” Retrieved from: https://www.novascotia.ca/coms/specials/poverty/documents/poverty_report_2009.pdf

² *Ibid*

³ Caledon Institute, 2016: “Poverty Reduction Strategy Summary, Nova Scotia.” Retrieved from: <http://www.canadasocialreport.ca/PovertyReductionStrategies/NS.pdf>

⁴ Government of Nova Scotia, 2017: “Budget 2017-2018.” Retrieved from: <https://novascotia.ca/budget/>

⁵ Government of Nova Scotia, 2017: “Speech from the Throne.” Retrieved from: <https://nslegislature.ca/legislative-business/throne-speech>

⁶ *Ibid*

⁷ The Chronicle-Herald, 2017: “INFOGRAPHIC: Census shows Nova Scotia has highest number of low-income children.” Retrieved from: <http://thechronicleherald.ca/novascotia/1502728-infographic-census-shows-nova-scotia-has-highest-number-of-low-income-children>

⁸ Canadian Centre for Policy Alternatives: Nova Scotia, 2017: “Report Card on Child and Family Poverty in Nova Scotia.” Retrieved from: <https://www.policyalternatives.ca/sites/default/files/uploads/publications/Nova%20Scotia%20Office/2017/11/Report%20Card%20on%20Child%20and%20Family%20Poverty.pdf> at pg. 15

⁹ Statistics Canada, 2017: “Income Highlight Tables, 2016 Census.” Retrieved from: <https://www.statcan.gc.ca/daily-quotidien/170913/dq170913a-eng.htm>

¹⁰ Devet, Robert, 2017: “Where the poor people live: Stats Canada puts Nova Scotia poverty on the map.” Retrieved from: <https://nsadvocate.org/2017/09/18/where-the-poor-people-live-stats-canada-puts-nova-scotia-poverty-on-the-map/>

- In 2015-2016, Nova Scotia experienced the highest increase of food bank usage, with 30.4% of users being children.¹¹

HOW DOES NOVA SCOTIA MEASURE UP ON HUMAN RIGHTS?

As Nova Scotia has not reported on its poverty strategy since 2009, or released a new poverty strategy, the ability to measure the implementation of a human rights based approach is limited.

| <i>Does the provincial strategy:</i> |  |
|--|---|
| Ensure human rights training for those involved in the development and implementation of the Strategy? | ✘ |
| Identify and address systemic discrimination and inequality in the Strategy? | ✱ ¹ |
| Expressly refer to human rights obligations in the Strategy? | ✘ |
| Ensure the Strategy is enshrined in law? | ✘ |
| Include representatives of diverse groups experiencing poverty in the development, implementation, and evaluation of the Strategy? | ✱ ² |
| Set rigorous goals and timelines for achieving identified Strategy goals? | ✘ |
| Develop independent and transparent mechanisms and indicators to monitor and track the progress of the Strategy? | ✘ |
| Report annually and publicly on progress of the Strategy? | ✘ |
| Make the Strategy a budget priority? | ✘ |
| Create a space for individuals to claim rights and hold their government accountable to the Strategy? | ✘ |

✱¹ *Somewhat. Preventing Poverty, Promoting Prosperity provides an overview of Nova Scotia’s low-income population and identifies the following groups as most vulnerable to poverty: persons with work-limiting disabilities; single, unattached individuals, including youth; lone parent families, especially female ones; older individuals; Aboriginal peoples; African Nova Scotians; recent immigrants; and people with poor educational attainment.¹² The strategy also acknowledges the links between poverty and crime, poor health and low-income, and labour market shortages and untapped potential.¹³ However, it is*

¹¹ Food Banks Canada, 2016: “HungerCount 2016.” Retrieved from: <https://www.foodbankscanada.ca/hungercount2016> at pg. 6

¹² Supra note 1 at pg. 14

¹³ Ibid at pg. 15

unclear whether the forthcoming Blueprint to End Poverty will identify systemic discrimination and inequality and address the structural causes of poverty.

✳️² Somewhat. In December 2007, the Government of Nova Scotia passed the Poverty Reduction Working Group Act.¹⁴ The Act appointed a working group to make recommendations concerning the strategy. The Act does not require prior consultation with people who have lived experience of poverty. However, several people living in poverty were appointed to the Working Group. In addition, 1,300 surveys were completed as part of a public consultation on the development of the strategy.¹⁵ There has been no indication that diverse groups experiencing poverty will be consulted on the development, implementation, and evaluation of the Blueprint to End Poverty.

UNITED NATIONS PARTICIPATION CHECKLIST

| Human Rights Reviews of Canada | Did the Province provide a written report on its progress? | Did the Province send a representative to the review? |
|---|--|---|
| Review of Canada under the Covenant on Economic, Social, and Cultural Rights (2016) | Yes. ¹⁶ | No. ¹⁷ |
| Review of Canada under the Covenant on the Elimination of All Forms of Discrimination Against Women (2016) | Yes. ¹⁸ | No. ¹⁹ |
| Review of Canada under the Convention on the rights of Persons with Disabilities (2017) | Yes. ²⁰ | No. ²¹ |
| Review of Canada under the International Convention on the Elimination of All Forms of Racial Discrimination (2017) | Yes. ²² | No. ²³ |

¹⁴ Government of Nova Scotia, 2007: "Poverty Reduction Working Group Act." Retrieved from:

<https://nslslegislation.ca/sites/default/files/legc/statutes/poverty%20reduction%20working%20group.pdf>

¹⁵ Nova Scotia Labour Workforce and Development, 2008: "Results of the Poverty Reduction Strategy Questionnaire." Retrieved from:

https://www.novascotia.ca/coms/specials/poverty/documents/Report_on_Poverty_Survey.pdf at pg. 1

¹⁶ Committee on Economic, Social, and Cultural Rights, 2016: "Consideration of reports submitted by States parties under articles 16 and 17 of the International Covenant on Economic, Social and Cultural Rights: Canada." Retrieved from:

http://tbinternet.ohchr.org/_layouts/treatybodyexternal/Download.aspx?symbolno=E%2fC.12%2fCAN%2f6&Lang=en

¹⁷ Committee on Economic, Social, and Cultural Rights, 2016: "Reference: 57th Session of the Committee on Economic, Social and Cultural Rights." Retrieved from:

http://tbinternet.ohchr.org/Treaties/CESCR/Shared%20Documents/CAN/INT_CESCR_LOP_CAN_23147_E.pdf

¹⁸ Committee on the Elimination of Discrimination Against Women, 2016: "Consideration of reports submitted by States parties under article 18 of the Convention: Canada." Retrieved from: http://tbinternet.ohchr.org/_layouts/treatybodyexternal/Download.aspx?symbolno=CEDAW%2fC%2fCAN%2f8-9&Lang=en

¹⁹ Committee on the Elimination of Discrimination Against Women, 2016: "Reference: 65th Session of the Committee on the Elimination of Discrimination Against Women." Retrieved from: http://tbinternet.ohchr.org/Treaties/CEDAW/Shared%20Documents/CAN/INT_CEDAW_LOP_CAN_25570_E.pdf

²⁰ Committee on the Rights of Persons with Disabilities, 2017: "Consideration of reports submitted by States parties under article 35 of the Convention: Canada." Retrieved from: <https://documents-dds-ny.un.org/doc/UNDOC/GEN/G15/150/62/PDF/G1515062.pdf?OpenElement>

²¹ Committee on the Rights of Persons with Disabilities, 2017: "Reference: 17th Session of the Committee on the Rights of Persons with Disabilities." Retrieved from: http://tbinternet.ohchr.org/Treaties/CRPD/Shared%20Documents/CAN/INT_CRPD_LOP_CAN_17_25782_O.pdf

²² Committee on the Elimination of Racial Discrimination, 2017: "Consideration of reports submitted by States parties under article 9 of the Convention: Canada." Retrieved from: <https://documents-dds-ny.un.org/doc/UNDOC/GEN/G16/114/64/PDF/G1611464.pdf?OpenElement>

²³ Committee on the Elimination of Racial Discrimination, 2017: "Reference: 93rd Session of the Committee on the Elimination of Racial Discrimination." Retrieved from: http://tbinternet.ohchr.org/Treaties/CERD/Shared%20Documents/CAN/INT_CERD_LOP_CAN_28518_E.pdf



Nunavut Poverty Progress Profile

OVERVIEW OF POVERTY STRATEGY

In 2012, the *Nunavut Roundtable for Poverty Reduction* (the Roundtable) – co-sponsored by the Government of Nunavut and Nunavut Tunngavik Incorporated (NTI) – developed a five-year poverty action plan called *The Makimaniq Plan: A Shared Approach to Poverty Reduction*.¹ The territory is currently implementing *The Makimaniq Plan II: A Shared Approach to Poverty Reduction (2017-2022)*.² *The Makimaniq Plan II* is rooted in a holistic approach to poverty reduction, and is founded on the principle that all community members are of value.³

In October 2016, an action plan on housing, laying out 60 concrete actions, was approved by cabinet and tabled in the legislature.⁴

WHAT TO KNOW ABOUT POVERTY IN NUNAVUT

- Poverty in Nunavut is a condition of colonization.⁵
- Nunavut has the highest rate of food insecurity in Canada. 51% of the population 12 years and older are food insecure.⁶ 7 out of 10 Inuit preschoolers living in the territory are in food insecure households – 25% of them severely.⁷
- The median income in Nunavut is the third lowest in Canada at less than \$25,000 annually.⁸
- The cost of living is 30% higher than that of the average person in Canada.⁹
- The unemployment rate for the 16,400 Inuit in Nunavut's labour force is 22.5%.¹⁰

¹ Nunavut Roundtable for Poverty Reduction, 2011: "The Makimaniq Plan: A Shared Approach to Poverty Reduction." Retrieved from: https://makiliqta.ca/sites/default/files/the_makimaniq_plan_final_eng_20.12.11_0.pdf

² Nunavut Roundtable for Poverty Reduction, 2017: "The Makimaniq Plan II: Our Shared Approach to Poverty Reduction (2017-2022)." Retrieved from: https://www.gov.nu.ca/sites/default/files/makimaniq_2_final.pdf

³ Bentham, Morgan, 2016: "Principles of Inuit Quajimajatuqangit. Teacher as Researcher in Culture, Education in Nunavut, Nunavut Education Act." Retrieved from: <https://leapintothevoidwithme.wordpress.com/2016/04/09/principles-of-inuit-quajimajatuqangit/>

⁴ Nunavut Housing Corporation, 2016: "Blueprint for Action on Housing." Retrieved from: <http://blueprintforaction.ca/>

⁵ Supra note 2 at pg. 8

⁶ The Conference Board of Canada, 2017: "Canada's Food Report Card 2016: Provincial Performance." Retrieved from: http://www.westernfoodprocessor.ca/attachments/article/403/8697_CanadaFood-ReportCard_RPT.pdf at pg. 74

⁷ Feeding Nunavut, 2017: "Food Insecurity in Canada's North." Retrieved from: <http://www.feedingnunavut.com/food-insecurity-canadas-north/>

⁸ Supra note 2 at pg. 8

⁹ Ibid at pg. 8

¹⁰ Ibid at pg. 8

HOW DOES NUNAVUT MEASURE UP ON HUMAN RIGHTS?

| <i>Does the territorial strategy:</i> |  |
|--|---|
| Ensure human rights training for those involved in the development and implementation of the Strategy? | ✗ |
| Identify and address systemic discrimination and inequality in the Strategy? | ✓ ¹ |
| Expressly refer to human rights obligations in the Strategy? | ✗ |
| Ensure the Strategy is enshrined in law? | ✓ ² |
| Include representatives of diverse groups experiencing poverty in the development, implementation, and evaluation of the Strategy? | ✓ ³ |
| Set rigorous goals and timelines for achieving identified Strategy goals? | ✱ ⁴ |
| Develop independent and transparent mechanisms and indicators to monitor and track the progress of the Strategy? | ✱ ⁵ |
| Report annually and publicly on progress of the Strategy? | ✓ ⁶ |
| Make the Strategy a budget priority? | ✓ |
| Create a space for individuals to claim rights and hold their government accountable to the Strategy? | ✗ |

- ✓¹ *Yes. The strategy identifies poverty in Nunavut as a condition of colonization, in particular the outcome of "living with self-reliance and resourcefulness on the land to being settled in permanent municipalities where dependency on a money based economy and assistance from outside the community could not be avoided."¹¹*
- ✓² *Yes. The Collaboration for Poverty Reduction Act affirms in law "the commitment...to implement The Makimaniq Plan and the five-year poverty reduction action plan..."¹²*
- ✓³ *Yes. The Roundtable¹³ is comprised of various stakeholders who gather twice a year to collaborate on poverty reduction efforts. Overall leadership and direction for the Roundtable is provided by the Government of Nunavut and Nunavut Tunngavik Inc. Other members of the Roundtable include Regional Inuit Associations, municipalities, nongovernment organizations, community groups, and businesses. The Roundtable also includes representative seats at each gathering for youth, elders, persons with disabilities, and persons with lived experience of poverty.¹⁴*

¹¹ Supra note 2 at pg. 8

¹² The Government of Nunavut, 2013: "Collaboration for Poverty Reduction Act." Retrieved from: https://gov.nu.ca/sites/default/files/cpra_eng.pdf

¹³ Nunavut Roundtable for Poverty Reduction, 2017: "About the Roundtable." Retrieved from: <https://www.makiliqta.ca/en/about-roundtable>

¹⁴ Supra note 2 at pg. 3

- ✱ ⁴ *Somewhat. The current plan includes the following eight long-term outcomes: 1) Strengthened Foundation through Piliriqatigiingniq (Working Together); 2) Increased Community Decision-Making; 3) Strengthened Local Economies; 4) Strengthened Support for Health and Wellbeing; 5) Strengthened Life-long Learning; 6) Increased Food Security; 7) More Supportive Income Assistance Program; and 8) Increased Access to Housing.¹⁵ Although these outcomes are noteworthy, they do not contain rigorous timelines.*

- ✱ ⁵ *Somewhat. Each long-term outcome includes a number of proposed actions and the partners responsible for each action. However, indicators and measurement tools are still being developed, including a shared data collection plan that will show each indicator, its measurement, the baseline for the indicator, the data source, how often data will be collected, and who is responsible for the data. The Secretariat will consolidate data on all of the indicators and report annually to the Roundtable.¹⁶*

- ✓ ⁶ *Yes. The Department of Family Services releases an Annual Report on Poverty Reduction.¹⁷*

UNITED NATIONS PARTICIPATION CHECKLIST

| Human Rights Reviews of Canada | Did the Territory provide a written report on its progress? | Did the Territory send a representative to the review? |
|---|---|--|
| Review of Canada under the Covenant on Economic, Social, and Cultural Rights (2016) | Yes. ¹⁸ | No. ¹⁹ |
| Review of Canada under the Covenant on the Elimination of All Forms of Discrimination Against Women (2016) | Yes. ²⁰ | No. ²¹ |
| Review of Canada under the Convention on the rights of Persons with Disabilities (2017) | Yes. ²² | No. ²³ |
| Review of Canada under the International Convention on the Elimination of All Forms of Racial Discrimination (2017) | Yes. ²⁴ | No. ²⁵ |

¹⁵ Ibid pg. 9

¹⁶ Ibid at pg. 35

¹⁷ Department of Family Services, 2017: "Poverty Reduction." Retrieved from: <https://www.gov.nu.ca/family-services/information/poverty-reduction>

¹⁸ Committee on Economic, Social, and Cultural Rights, 2016: "Consideration of reports submitted by States parties under articles 16 and 17 of the International Covenant on Economic, Social and Cultural Rights: Canada." Retrieved from:

http://tbinternet.ohchr.org/_layouts/treatybodyexternal/Download.aspx?symbolno=E%2fC.12%2fCAN%2f6&Lang=en

¹⁹ Committee on Economic, Social, and Cultural Rights, 2016: "Reference: 57th Session of the Committee on Economic, Social and Cultural Rights." Retrieved from:

http://tbinternet.ohchr.org/Treaties/CESCR/Shared%20Documents/CAN/INT_CESCR_LOP_CAN_23147_E.pdf

²⁰ Committee on the Elimination of Discrimination Against Women, 2016: "Consideration of reports submitted by States parties under article 18 of the Convention: Canada." Retrieved from: http://tbinternet.ohchr.org/_layouts/treatybodyexternal/Download.aspx?symbolno=CEDAW%2fC%2fCAN%2f8-9&Lang=en

²¹ Committee on the Elimination of Discrimination Against Women, 2016: "Reference: 65th Session of the Committee on the Elimination of Discrimination Against Women," Retrieved from: http://tbinternet.ohchr.org/Treaties/CEDAW/Shared%20Documents/CAN/INT_CEDAW_LOP_CAN_25570_E.pdf

²² Committee on the Rights of Persons with Disabilities, 2017: "Consideration of reports submitted by States parties under article 35 of the Convention: Canada." Retrieved from: <https://documents-dds-ny.un.org/doc/UNDOC/GEN/G15/150/62/PDF/G1515062.pdf?OpenElement>

²³ Committee on the Rights of Persons with Disabilities, 2017: "Reference: 17th Session of the Committee on the Rights of Persons with Disabilities." Retrieved from: http://tbinternet.ohchr.org/Treaties/CRPD/Shared%20Documents/CAN/INT_CRPD_LOP_CAN_17_25782_O.pdf

²⁴ Committee on the Elimination of Racial Discrimination, 2017: "Consideration of reports submitted by States parties under article 9 of the Convention: Canada." Retrieved from: <https://documents-dds-ny.un.org/doc/UNDOC/GEN/G16/114/64/PDF/G1611464.pdf?OpenElement>

²⁵ Committee on the Elimination of Racial Discrimination, 2017: "Reference: 93rd Session of the Committee on the Elimination of Racial Discrimination." Retrieved from: http://tbinternet.ohchr.org/Treaties/CERD/Shared%20Documents/CAN/INT_CERD_LOP_CAN_28518_E.pdf



Ontario Poverty Progress Profile

OVERVIEW OF POVERTY STRATEGY

Halfway through its second poverty strategy,¹ the Government of Ontario took steps in 2017 to eliminate poverty in the province. However, it remains uncertain whether Ontario will reach its target of reducing child poverty by 25% in the next two years.²

As of January 1, 2018, children and youth 24 years of age or younger will be entitled to free prescription medications, with no upfront costs.³ Additionally, \$1.6-billion was earmarked to create 45,000 licensed child care spaces as part of a pledge aimed at giving 100,000 more children aged four and under access to licensed child care over five years.⁴

In 2017-2018, there will be \$15 million in additional funding for the Community Homelessness Prevention Initiative.⁵

The *Fair Workplaces, Better Jobs Act, 2017*⁶ will increase the minimum wage to \$15 in 2019 and change working conditions for low wage and precariously employed individuals.

Despite calls from advocacy groups to restore social assistance rates to 1993 levels (indexed to inflation for present day),⁷ there was only a 2% increase to social assistance rates this year.⁸ However, the asset limit for a single person and couples on Ontario Works and Ontario Disability Support Program benefits increased.⁹

Phase 1 of Ontario's Basic Income Pilot began in June 2017. Participants were enrolled in a three-year study in Hamilton, Brantford, Brant County, Thunder Bay and Lindsay. An initial report on findings is expected in 2020.¹⁰

¹ Government of Ontario, 2014: "Realizing Our Potential: Ontario's Poverty Reduction Strategy." Retrieved from: <https://www.ontario.ca/page/realizing-our-potential-ontarios-poverty-reduction-strategy-2014-2019-all>

² Ibid

³ Government of Ontario, 2017: "Free Prescription Medications for Children and Youth Through OHIP+." Retrieved from: <https://news.ontario.ca/opo/en/2017/04/free-prescription-medications-for-children-and-youth-through-ohip.html>

⁴ CBC News, 2017: "Ontario Pledges to Create 45,000 Child Care Spaces." Retrieved from: <http://www.cbc.ca/news/canada/toronto/ontario-make-child-care-announcement-1.4147952>

⁵ Government of Ontario, 2016: "Ontario's Long-Term Affordable Housing Strategy Update." Retrieved from: <http://www.mah.gov.on.ca/Page9181.aspx>

⁶ Government of Ontario, 2017: "Bill 148, Fair Workplaces, Better Jobs Act, 2017." Retrieved from: http://www.ontla.on.ca/bills/bills-files/41_Parliament/Session2/b148ra_e.pdf at pg. 7

⁷ Family Service Toronto, 2016: "2016 Report Card on Child and Family Poverty Ontario." Retrieved from: <https://campaign2000.ca/wp-content/uploads/2016/11/ReportCardOntarioNov182016.pdf>, pg. 5

⁸ The Star, 2017: "Welfare Recipients See Boost in Asset Limits in Ontario." Retrieved from: <https://www.thestar.com/news/canada/2017/04/27/welfare-recipients-see-boost-in-asset-limits-in-ontario-budget.html>

⁹ Government of Ontario, 2017: "Improving Ontario's Social Assistance Programs." Retrieved from: <https://news.ontario.ca/mcss/en/2017/09/improving-ontarios-social-assistance-programs.html>

¹⁰ Government of Ontario, 2017: "Ontario Basic Income Pilot Helping Provide More Security and Opportunity." Retrieved from: <https://news.ontario.ca/mcss/en/2017/10/ontario-basic-income-pilot-helping-provide-more-security-and-opportunity.html>

WHAT TO KNOW ABOUT POVERTY IN ONTARIO

- According to the Low-income measure, 14.3% of Ontarians were low-income in 2015.¹¹
- The cost of poverty is \$32 to \$38 billion per year.¹²
- According to the Canadian Rental Housing Index, 42% of renter households spent more than 30% of their income before tax on rent in 2011.¹³
- As of October 30, 2017, at least 70 homeless Torontonians died.¹⁴
- Children from racialized families — or families of people of colour — are more than twice as likely to be living in poverty in Toronto as those from non-racialized families, and about 84% of Toronto's Indigenous families with children are living in poverty.¹⁵
- In Windsor, the child poverty rate topped out at 24%, the highest of any Canadian municipality.¹⁶
- Poverty rates of workers in non-standard employment are two to three times higher than the poverty rates of workers in standard employment.¹⁷
- Labour participation rates are 14 percentage points lower in remote areas as compared to urban areas.¹⁸
- According to estimates, more than 595,000 households are food insecure.¹⁹

HOW DOES ONTARIO MEASURE UP ON HUMAN RIGHTS?

Ontario's poverty strategy does not situate poverty elimination within a human rights framework. Missing are explicit references to international human rights covenants. The strategy, which is described as a "pragmatic plan,"²⁰ makes vague references to removing barriers, in particular ones "that keep [people] from fulfill-

¹¹ Statistics Canada, 2017: "Statistics Canada Table 206-0041." Retrieved from: <http://www5.statcan.gc.ca/cansim/a26?lang=eng&id=2060041> (click "Add data" to change geographic location to Ontario.)

¹² From Briggs, Alexa, Celia Lee & John Stapleton, 2016: "The Cost of Poverty in Toronto." Retrieved from: <https://d3n8a8pro7vhm.cloudfront.net/socialplanningtoronto/pages/523/attachments/original/1480338070/Cost-of-Poverty-R10-Final-forweb.pdf?1480338070> at pg. 6

¹³ Canadian Rental Housing Index, 2011 (National Household Survey): "Ontario: Community Profile." Retrieved from: <http://rentalhousingindex.ca/#>

¹⁴ The Star, 2017: "Homeless Death Toll Hits 70 and Rattles Public Health Committee Members." Retrieved from: http://www.thestar.com/news/city_hall/2017/10/30/homeless-death-toll-hits-70-and-rattles-public-health-committee-members.html

¹⁵ The Star, 2017: "Toronto Child Poverty Strategy Divided Along Racial Lines." Retrieved from: <https://www.thestar.com/news/gta/2017/11/15/toronto-child-poverty-divided-along-racial-lines.html>

¹⁶ Windsor Star, 2017: "Windsor has highest rate in Canada of children living in low-income households." Retrieved from: <http://windsorstar.com/news/local-news/windsor-has-highest-rate-in-canada-of-children-living-in-low-income-households>

¹⁷ Mitchell, Michael and John C. Murray, 2017: "The Changing Workplaces Review: An Agenda for Workplace Rights." Retrieved from: https://files.ontario.ca/books/mol_changing_workplace_report_eng_2_0.pdf at pg. 48

¹⁸ Essential Skills Ontario, 2014: "Strengthening Rural Canada: Fewer and Older: The Coming Demographic Crisis in Rural Ontario." Retrieved from: <http://www.essentialskillsontario.ca/sites/www.essentialskillsontario.ca/files/Strengthening%20Rural%20Canada%20-%20Fewer%20and%20Older%20-%20The%20Coming%20Demographic%20Crisis%20in%20Rural%20Ontario.pdf> at pg. 2

¹⁹ Government of Ontario, 2017: "Building Ontario's First Food Security Strategy." Retrieved from: <https://www.ontario.ca/page/building-ontarios-first-food-security-strategy>

²⁰ Supra note 1

ing their potential.”²¹ However, the strategy does not go far enough in identifying these barriers or addressing the structural causes of poverty.

| <i>Does the provincial strategy:</i> |  |
|--|---|
| Ensure human rights training for those involved in the development and implementation of the Strategy? | ✗ |
| Identify and address systemic discrimination and inequality in the Strategy? | ✱ ¹ |
| Expressly refer to human rights obligations in the Strategy? | ✗ |
| Ensure the Strategy is enshrined in law? | ✓ ² |
| Include representatives of diverse groups experiencing poverty in the development, implementation, and evaluation of the Strategy? | ✱ ³ |
| Set rigorous goals and timelines for achieving identified Strategy goals? | ✱ ⁴ |
| Develop independent and transparent mechanisms and indicators to monitor and track the progress of the Strategy? | ✓ ⁵ |
| Report annually and publicly on progress of the Strategy? | ✓ ⁶ |
| Make the Strategy a budget priority? | ✓ ⁷ |
| Create a space for individuals to claim rights and hold their government accountable to the Strategy? | ✗ |

✱¹ *Somewhat. The Poverty Reduction Act, 2009²² stipulates that the poverty strategy must eliminate barriers to full participation by persons who face discrimination²³ and recognize the heightened risk of poverty among immigrants, women, single mothers, people with disabilities, Aboriginal peoples, and racialized groups.²⁴ Although Realizing Our Potential identifies Aboriginal peoples, newcomers, persons with disabilities, unattached individuals aged 45 to 64, and lone parents as being more vulnerable to poverty, there is no mention of the high rates of poverty among communities of colour as compared to non-racialized groups. Moreover, Realizing Our Potential merely acknowledges that certain groups are more vulnerable to poverty – it does not address discrimination or inequality at all.*

²¹ Ibid

²² Government of Ontario, 2009: "Poverty Reduction Act, 2009." Retrieved from: <https://www.ontario.ca/laws/statute/s09010>

²³ Ibid at 2(2)1

²⁴ Ibid at 2(2)3

- ✓ ² Yes. The Poverty Reduction Act, 2009 was passed with unanimous consent of all parties following the release of the first poverty reduction strategy in 2008.²⁵

- * ³ Somewhat. The Poverty Reduction Act, 2009 stipulates that groups at heightened risk of poverty, namely immigrants, women, single mothers, people with disabilities, Aboriginal peoples, and racialized groups, must be consulted.²⁶ In preparation for the release of *Realizing our Potential*, the Government of Ontario conducted consultations with over 800 individuals and received over 65 formal submissions and 2,000 responses through an online survey and market research.²⁷ However, the Government of Ontario has not consulted with diverse groups experiencing poverty on the implementation and evaluation of the strategy.

- * ⁴ Somewhat. The strategy commits to ending chronic homelessness in 10 years and reducing child poverty by 25% by 2019.²⁸ Although these goals are commendable, the strategy should include more goals. In addition, the strategy lacks concrete targets and timelines for achieving these goals.

- ✓ ⁵ Yes. The Government of Ontario is currently tracking ten indicators: healthy birth weights, children's readiness to learn in school by kindergarten, students meeting academic standards (Grade 3 and 6), high school graduation rates, children living in poverty, children living in deep poverty, young adults not in education, employment or training, adults unemployed for more than six months, poverty rates of vulnerable groups, and housing affordability.²⁹ The Government of Ontario also committed \$2.5 million over three years to create a fund to support research, evaluation, and capacity-building initiatives for the Long-Term Affordable Housing Strategy.³⁰ A set of common, outcomes-focused performance measures to understand the impact of supportive housing programs will also be developed.³¹

- ✓ ⁶ Yes. The Minister of Housing ensures ongoing oversight of the strategy and reports annually and publically on progress. On March 20, 2017 the Poverty Reduction Strategy Annual Report was tabled in the Legislature.³²

- ✓ ⁷ Yes. The operating budget for the Poverty Reduction Strategy in 2017-2018 is \$66.4 million.³³

²⁵ Government of Ontario, 2009: "Ontario Passes Historic Poverty Reduction Act." Retrieved from: <https://news.ontario.ca/mcys/en/2009/05/ontario-passes-historic-poverty-reduction-act.html>

²⁶ Supra note 22 at 5(2)

²⁷ Supra note 1

²⁸ Supra note 1

²⁹ Government of Ontario, 2016: "Using Evidence-Based Social Policy and Measuring Success." Retrieved from: <https://www.ontario.ca/page/using-evidence-based-social-policy-and-measuring-success>

³⁰ Government of Ontario, 2017: "Ontario's Long-Term Affordable Housing Strategy Update." Retrieved from: <http://www.mah.gov.on.ca/Page9181.aspx>

³¹ Government of Ontario, 2017: "Ontario Supportive Housing Policy Framework." Retrieved from: <http://www.mah.gov.on.ca/Page15268.aspx>

³² Government of Ontario, 2017: "2017-2018 Published Plan." Retrieved from: <http://www.mcass.gov.on.ca/en/mcass/about/ppar/index.aspx>

³³ Ibid

UNITED NATIONS PARTICIPATION CHECKLIST

| Human Rights Reviews of Canada | Did the Province provide a written report on its progress? | Did the Province send a representative to the review? |
|---|--|---|
| Review of Canada under the Covenant on Economic, Social, and Cultural Rights (2016) | Yes. ³⁴ | Yes. ³⁵ |
| Review of Canada under the Covenant on the Elimination of All Forms of Discrimination Against Women (2016) | Yes. ³⁶ | Yes. ³⁷ |
| Review of Canada under the Convention on the rights of Persons with Disabilities (2017) | Yes. ³⁸ | Yes. ³⁹ |
| Review of Canada under the International Convention on the Elimination of All Forms of Racial Discrimination (2017) | Yes. ⁴⁰ | Yes. ⁴¹ |

³⁴ Committee on Economic, Social, and Cultural Rights, 2016: "Consideration of reports submitted by States parties under articles 16 and 17 of the International Covenant on Economic, Social and Cultural Rights: Canada." Retrieved from:

http://tbinternet.ohchr.org/_layouts/treatybodyexternal/Download.aspx?symbolno=E%2fC.12%2fCAN%2f6&Lang=en

³⁵ Committee on Economic, Social, and Cultural Rights, 2016: "Reference: 57th Session of the Committee on Economic, Social and Cultural Rights." Retrieved from: http://tbinternet.ohchr.org/Treaties/CESCR/Shared%20Documents/CAN/INT_CESCR_LOP_CAN_23147_E.pdf

³⁶ Committee on the Elimination of Discrimination Against Women, 2016: "Consideration of reports submitted by States parties under article 18 of the Convention: Canada." Retrieved from: http://tbinternet.ohchr.org/_layouts/treatybodyexternal/Download.aspx?symbolno=CEDAW%2fC%2fCAN%2f8-9&Lang=en


³⁷ Committee on the Elimination of Discrimination Against Women, 2016: "Reference: 65th Session of the Committee on the Elimination of Discrimination Against Women." Retrieved from: http://tbinternet.ohchr.org/Treaties/CEDAW/Shared%20Documents/CAN/INT_CEDAW_LOP_CAN_25570_E.pdf

³⁸ Committee on the Rights of Persons with Disabilities, 2017: "Consideration of reports submitted by States parties under article 35 of the Convention: Canada." Retrieved from: <https://documents-dds-ny.un.org/doc/UNDOC/GEN/G15/150/62/PDF/G1515062.pdf?OpenElement>

³⁹ Committee on the Rights of Persons with Disabilities, 2017: "Reference: 17th Session of the Committee on the Rights of Persons with Disabilities." Retrieved from: http://tbinternet.ohchr.org/Treaties/CRPD/Shared%20Documents/CAN/INT_CRPD_LOP_CAN_17_25782_O.pdf

⁴⁰ Committee on the Elimination of Racial Discrimination, 2017: "Consideration of reports submitted by States parties under article 9 of the Convention: Canada." Retrieved from: <https://documents-dds-ny.un.org/doc/UNDOC/GEN/G16/114/64/PDF/G1611464.pdf?OpenElement>

⁴¹ Committee on the Elimination of Racial Discrimination, 2017: "Reference: 93rd Session of the Committee on the Elimination of Racial Discrimination." Retrieved from: http://tbinternet.ohchr.org/Treaties/CERD/Shared%20Documents/CAN/INT_CERD_LOP_CAN_28518_E.pdf



Prince Edward Island Poverty Progress Profile

OVERVIEW OF POVERTY STRATEGY

In 2012, the Government of Prince Edward Island (PEI) released a three-year poverty strategy called *Social Action Plan to Reduce Poverty*.¹ On November 14, 2017, two years after the plan expired, the Government of PEI promised to introduce a comprehensive poverty reduction strategy in 2018.² The Government of PEI also announced that public consultations would be held to “engage with the public, community groups, not-for-profit and service organizations.”³

Since this announcement, the *PEI Poverty Reduction Advisory Council*⁴ was created to assist with the development of a collaborative strategy for PEI.⁵ The Government of PEI also established a task force to help with the creation and implementation of a provincial housing strategy, which is expected to be unveiled in spring 2018.⁷

WHAT TO KNOW ABOUT POVERTY IN PEI

- In 2015, the number of people living in low income was 22,700, marking a decrease from 2014 when 22,910 people lived in low income.⁸
- The total cost of poverty for the Government of PEI is between \$240 and \$320 million per year.⁹
- Food insecurity dropped 1.6% in 2014 to 15.1% of households. However, the province still has one of the worst records of children facing food insecurity.¹⁰

¹ Government of PEI, 2012: “Social Action Plan to Reduce Poverty.” Retrieved from: http://www.gov.pe.ca/photos/original/css_sapspeech.pdf

² The Honourable Antoinette Perry, Lieutenant Governor of Prince Edward Island, 2017: “Speech From the Throne 2017.” Retrieved from: <https://www.princeedwardisland.ca/en/information/speech-throne> at pg. 12

³ Government of PEI, 2017: “Islanders Invited to Help Craft Poverty Reduction-Strategy.” Retrieved from: <https://www.princeedwardisland.ca/en/news/islanders-invited-help-craft-poverty-reduction-strategy>

⁴ Government of PEI, 2018: “Poverty Reduction Advisory Council.” Retrieved from: <https://www.princeedwardisland.ca/en/information/executive-council-office/poverty-reduction-advisory-council>

⁵ Ibid

⁶ Government of PEI, 2017: “Housing Supply Task Force.” Retrieved from: <https://www.princeedwardisland.ca/en/information/executive-council-office/housing-supply-task-force>

⁷ Ibid

⁸ Statistics Canada: “CANSIM Table 111-0015.” Retrieved from: <http://www5.statcan.gc.ca/cansim/a26?lang=eng&id=1110015> (Click “Add data” to change geographic location to PEI)

⁹ Nova Scotia Centre for Policy Alternatives with MacKillop Centre for Social Justice and Poverty Bites, 2011: “Cost of Poverty in Prince Edward Island.” Retrieved from:

<https://www.policyalternatives.ca/sites/default/files/uploads/publications/Nova%20Scotia%20Office/2011/01/Cost%20of%20Poverty%20in%20PEI.pdf> at pg. 1

¹⁰ CBC News, 2016: “P.E.I. still worst province for children not getting enough healthy food.” Retrieved from: <http://www.cbc.ca/news/canada/prince-edward-island/p-e-i-food-insecurity-1.3525018>

- As of January 2018, the unemployment rate was 10.6%, the third highest of all provinces and territories, and almost double the national average of 5.9%.¹¹
- The province has an active civil society. The MacKillop Centre for Social Justice and PEI Coalition for a Poverty Eradication Strategy produce an annual report card on child and family poverty as part of Campaign2000.¹²

HOW DOES PEI MEASURE UP ON HUMAN RIGHTS?

As the Government of PEI has not created a new poverty strategy yet, the ability to measure the implementation of a human rights approach is limited. The Speech from the Throne indicates that the Government of PEI will “look at all aspects of poverty, including housing, food, education, employment and health.”¹³ However, it remains uncertain whether such an analysis will be reflected in the new strategy in 2018.

| <i>Does the provincial strategy:</i> |  |
|--|---|
| Ensure human rights training for those involved in the development and implementation of the Strategy? | ✘ |
| Identify and address systemic discrimination and inequality in the Strategy? | ✘ |
| Expressly refer to human rights obligations in the Strategy? | ✘ |
| Ensure the Strategy is enshrined in law? | ✘ |
| Include representatives of diverse groups experiencing poverty in the development, implementation, and evaluation of the Strategy? | ✱ ¹ |
| Set rigorous goals and timelines for achieving identified Strategy goals? | ✘ |
| Develop independent and transparent mechanisms and indicators to monitor and track the progress of the Strategy? | ✘ |
| Report annually and publicly on progress of the Strategy? | ✘ |
| Make the Strategy a budget priority? | ✘ |
| Create a space for individuals to claim rights and hold their government accountable to the Strategy? | ✘ |

¹¹ Statistics Canada, 2017: “Labour force characteristics, seasonally adjusted, by province (monthly) (Newfoundland and Labrador, Prince Edward Island, Nova Scotia, New Brunswick).” Retrieved from: <http://www.statcan.gc.ca/tables-tableaux/sum-som/l01/cst01/lfss01a-eng.htm>

¹² MacKillop Centre for Social Justice and PEI Coalition for a Poverty Eradication Strategy, 2017: “Lingering Too Long: Report Card on Child and Family Poverty in PEI.” Retrieved from:

<https://campaign2000.ca/wp-content/uploads/2016/03/PEI-Child-and-Family-Poverty-Report-Card-2017.pdf>

¹³ Supra note 2

✳️ ¹ Somewhat. The Government of PEI is recruiting people with lived experience of poverty for the Poverty Reduction Advisory Council.¹⁴ However, there is no indication that representatives of diverse groups experiencing poverty will be involved in the implementation and evaluation of the strategy.

UNITED NATIONS PARTICIPATION CHECKLIST

| Human Rights Reviews of Canada | Did the Province provide a written report on its progress? | Did the Province send a representative to the review? |
|---|--|---|
| Review of Canada under the Covenant on Economic, Social, and Cultural Rights (2016) | Yes. ¹⁵ | No. ¹⁶ |
| Review of Canada under the Covenant on the Elimination of All Forms of Discrimination Against Women (2016) | Yes. ¹⁷ | No. ¹⁸ |
| Review of Canada under the Convention on the rights of Persons with Disabilities (2017) | Yes. ¹⁹ | No. ²⁰ |
| Review of Canada under the International Convention on the Elimination of All Forms of Racial Discrimination (2017) | Yes. ²¹ | No. ²² |

¹⁴ Government of PEI, 2017: "Poverty Reduction Advisory Council." Retrieved from:

<https://www.princeedwardisland.ca/en/information/executive-council-office/poverty-reduction-advisory-council?wbdisable=true>

¹⁵ Committee on Economic, Social, and Cultural Rights, 2016: "Consideration of reports submitted by States parties under articles 16 and 17 of the International Covenant on Economic, Social and Cultural Rights: Canada." Retrieved from:

http://tbinternet.ohchr.org/_layouts/treatybodyexternal/Download.aspx?symbolno=E%2fC.12%2fCAN%2f6&Lang=en

¹⁶ Committee on Economic, Social, and Cultural Rights, 2016: "Reference: 57th Session of the Committee on Economic, Social and Cultural Rights." Retrieved from: http://tbinternet.ohchr.org/Treaties/CESCR/Shared%20Documents/CAN/INT_CESCR_LOP_CAN_23147_E.pdf

¹⁷ Committee on the Elimination of Discrimination Against Women, 2016: "Consideration of reports submitted by States parties under article 18 of the Convention: Canada." Retrieved from:

http://tbinternet.ohchr.org/_layouts/treatybodyexternal/Download.aspx?symbolno=CEDAW%2fC%2fCAN%2f8-9&Lang=en

¹⁸ Committee on the Elimination of Discrimination Against Women, 2016: "Reference: 65th Session of the Committee on the Elimination of Discrimination Against Women," Retrieved from:


http://tbinternet.ohchr.org/Treaties/CEDAW/Shared%20Documents/CAN/INT_CEDAW_LOP_CAN_25570_E.pdf

¹⁹ Committee on the Rights of Persons with Disabilities, 2017: "Consideration of reports submitted by States parties under article 35 of the Convention: Canada." Retrieved from: <https://documents-dds-ny.un.org/doc/UNDOC/GEN/G15/150/62/PDF/G1515062.pdf?OpenElement>

²⁰ Committee on the Rights of Persons with Disabilities, 2017: "Reference: 17th Session of the Committee on the Rights of Persons with Disabilities." Retrieved from: http://tbinternet.ohchr.org/Treaties/CRPD/Shared%20Documents/CAN/INT_CRPD_LOP_CAN_17_25782_O.pdf

²¹ Committee on the Elimination of Racial Discrimination, 2017: "Consideration of reports submitted by States parties under article 9 of the Convention: Canada." Retrieved from: <https://documents-dds-ny.un.org/doc/UNDOC/GEN/G16/114/64/PDF/G1611464.pdf?OpenElement>

²² Committee on the Elimination of Racial Discrimination, 2017: "Reference: 93rd Session of the Committee on the Elimination of Racial Discrimination." Retrieved from: http://tbinternet.ohchr.org/Treaties/CERD/Shared%20Documents/CAN/INT_CERD_LOP_CAN_28518_E.pdf



Québec Poverty Progress Profile

OVERVIEW OF POVERTY STRATEGY

In 2002, Québec became the first province or territory to legislate poverty reduction.¹ In 2004, the Government of Québec followed up with its first poverty action plan entitled *Reconciling Freedom and Social Justice: A Challenge for the Future*.² In 2010, the Government of Québec released the *Government Action Plan for Solidarity and Social Inclusion 2010-2015*.³

In December 2017, two years after the second plan expired, the Government of Québec launched *Government Action Plan to Foster Economic Inclusion and Social Participation 2017-2023*.⁴ The plan seeks to lift 100,000 people out of poverty and provide a basic income for those with severely limited capacity for employment.⁵ In addition, investments will be made in a variety of areas, namely last-resort financial assistance, food security, training and employment, and daycare services.⁶

In June 2017, after extensive consultation with women's groups and the non-profit sector, the Government of Québec unveiled *Together for Equality: Government Strategy for Gender Equality Toward 2021*.⁷ Over 20 government ministries and agencies will be involved in implementing this five-year gender equality strategy.⁸

WHAT TO KNOW ABOUT POVERTY IN QUÉBEC

- In 2015, 14.6% (1.16 million people) of the population were of low-income.⁹
- The median household after-tax income of \$52,207 is lower than the national average.¹⁰

¹ Government du Québec, 2017: "Act to combat poverty and social exclusion." Retrieved from: <http://legisquebec.gouv.qc.ca/en/ShowDoc/cs/L-7>

² Government du Québec, 2004: "Reconciling Freedom and Social Justice: A Challenge for the Future." Retrieved from: https://www.mess.gouv.qc.ca/telecharger.asp?fichier=/publications/pdf/ADMIN_plan-action-lutte-pauvrete_en.pdf

³ Government du Québec, 2010: "Québec's Action Plan for Solidarity and Social Inclusion 2010-2015." Retrieved from: https://www.mess.gouv.qc.ca/publications/pdf/ADMIN_Plan_de_lutte_2010-2015_en.pdf

⁴ Government du Québec, 2017: "Government Action Plan to Foster Economic Inclusion and Social Participation 2017-2023." Retrieved from: https://www.mtess.gouv.qc.ca/publications/pdf/ADMIN_plan_action_2017-2023.pdf

⁵ Government du Québec, 2017: "Government Action Plan to Foster Economic Inclusion and Social Participation 2017-2023: Synthèse." Retrieved from: https://www.mess.gouv.qc.ca/publications/pdf/ADMIN_plan_action_2017-2023_syntheseA.pdf

⁶ Ibid

⁷ Government du Québec, 2017: "Together for Equality: Government Strategy for Gender Equality Toward 2021." Retrieved: http://www.scf.gouv.qc.ca/fileadmin/publications/Strategie_Egalite/strategie-egalite-2021-ANG.PDF

⁸ Ibid at pg. iv

⁹ Statistics Canada, 2017: "Income Highlight Tables: population in private households, 2016 Census." Retrieved from: <http://www12.statcan.ca/census-recensement/2016/dp-pd/hlt-fst/inc-rev/Table.cfm?Lang=Eng&T=301&S=99&O=A&wbdisable=true>

¹⁰ Statistics Canada, 2017: "Income Highlight Tables: Median household, 2016 Census." Retrieved from: <http://www12.statcan.gc.ca/census-recensement/2016/dp-pd/hlt-fst/inc-rev/Table.cfm?Lang=Eng&T=101&D1=1&RPP=25&SR=1&S=107&O=D>

- Québec is the only province to have a universal child daycare program.¹¹ In 2017, the median cost of full-time infant fees in Montreal was \$168 a month - 10 times cheaper than infant fees in Toronto.¹²
- Québec is ranked first among the provinces and territories for food security within households, and has one of the lowest food bank usage rates among Canadian adults and children.¹³
- As of January 2018, the unemployment rate in Québec was 5.4%, which is below the national average of 5.9%.¹⁴
- Québec has an active civil society composed of various organizations tackling different poverty issues.¹⁵

HOW DOES QUÉBEC MEASURE UP ON HUMAN RIGHTS?

| <i>Does the provincial strategy:</i> |  |
|--|---|
| Ensure human rights training for those involved in the development and implementation of the Strategy? | ✗ |
| Identify and address systemic discrimination and inequality in the Strategy? | * ¹ |
| Expressly refer to human rights obligations in the Strategy? | * ² |
| Ensure the Strategy is enshrined in law? | ✓ |
| Include representatives of diverse groups experiencing poverty in the development, implementation, and evaluation of the Strategy? | ✓ ³ |
| Set rigorous goals and timelines for achieving identified Strategy goals? | * ⁴ |
| Develop independent and transparent mechanisms and indicators to monitor and track the progress of the Strategy? | ✓ ⁵ |
| Report annually and publicly on progress of the Strategy? | * ⁶ |
| Make the Strategy a budget priority? | * ⁷ |
| Create a space for individuals to claim rights and hold their government accountable to the Strategy? | ✗ |

¹¹ Statistics Canada, 2014. "Analytical paper: Child care in Canada." Retrieved from: <http://www.statcan.gc.ca/pub/89-652-x/89-652-x2014005-eng.pdf> at pg. 5

¹² Canadian Centre for Policy Alternatives, 2017. "Time Out: Child care fees in Canada 2017." Retrieved from: <https://www.policyalternatives.ca/sites/default/files/uploads/publications/National%20Office/2017/12/Time%20Out.pdf> at pg. 4

¹³ The Conference Board of Canada, 2017: "Le Québec est en tête de toutes les provinces pour la sécurité alimentaire." Retrieved from: http://www.conferenceboard.ca/press/newsrelease/17-05-18/Le_Qu%C3%A9bec_est_en_t%C3%AAt%C3%A9_de_toutes_les_provinces_pour_la_s%C3%A9curit%C3%A9_alimentaire.aspx

¹⁴ Statistics Canada, 2017: "Labour force characteristics, seasonally adjusted, by province (monthly) (Quebec, Ontario, Manitoba)." Retrieved from: <https://www.statcan.gc.ca/tables-tableaux/sum-som/l01/cst01/lfss01b-eng.htm>

¹⁵ Collectif pour un Québec sans pauvreté, 2017: "À propos du collectif." Retrieved from: <http://www.pauvrete.qc.ca/a-propos-du-collectif/>

- ✱¹ *Somewhat. The plan identifies and addresses gender discrimination; however, it does not identify or address race/ethnicity. There is a specific program for addressing the underrepresentation of immigrants, persons with disability, and LGBTQ people in employment.*¹⁶
- ✱² *Somewhat. The plan refers to the Universal Declaration of Human Rights when referencing Indigenous food security. However, there are no other references to human rights obligations.*¹⁷
- ✓³ *Yes. Public consultations were held from November 2015 until June 2016, as part of a process that included written submissions and online surveys, as well as 22 focus groups for people living in poverty.*¹⁸ *Bill 112 An Act to combat poverty and social exclusion additionally establishes a Comité consultatif de lutte contre la pauvreté et l'exclusion sociale (Consultative Committee on Combating Poverty and Social Exclusion) that is comprised of diverse groups experiencing poverty.*¹⁹
- ✱⁴ *Somewhat. The plan consists of three main goals, each with their own measures. However, these goals are well below necessary levels to effect significant change. For example, Axis 1 seeks to lift only 100,000 people out of poverty²⁰ while Axis 2 seeks to enhance social housing yet lacks sufficient funds to do so.*²¹
- ✓⁵ *Yes. Section four of the plan has four major indicators: 1) number of people who have left poverty, 2) scope of financial assistance for individuals and couples without children, 3) stakeholder consultation, particularly with Indigenous groups, and 4) number of people living in poverty involved in the implementation process.*²² *There are a number of other general indicators for food security, housing, education, and employment, including the government departments and partner organizations responsible for the evaluation of each indicator.*²³
- ✱⁶ *Somewhat. The Minister responsible for the plan must report annually on the plan's activities.*²⁴ *Furthermore, a status report on the progress of Québec society towards achieving the goals set out in the national strategy must be issued every three years.*²⁵ *However, there was no annual reporting in 2015 or 2016 while the strategy had lapsed.*
- ✱⁷ *Somewhat. Although the Government of Québec has committed nearly \$3 billion to the plan, the allocation of funding is heavily directed towards programs that will ultimately have a limited impact on eradicating poverty. In*

¹⁶ Supra note 4 at pg. 44

¹⁷ Ibid at pg. 50

¹⁸ Ibid at pgs. 29-30

¹⁹ Supra note 1 at Chapter IV, Division 1, 20

²⁰ Supra note 4 at pg. 34

²¹ Ibid at pg. 44

²² Ibid at pgs. 61-62

²³ Ibid

²⁴ Supra note 1 at Chapter III, 19

²⁵ Ibid at Chapter VII, 56

November 2016, for example, the National Assembly in Québec passed Bill 70,²⁶ which requires people on social assistance to find employment or receive employment training as a condition of receiving income support payments. Non-compliance in this program reduces social assistance payments from \$623 to \$404 a month.²⁷

UNITED NATIONS PARTICIPATION CHECKLIST

| Human Rights Reviews of Canada | Did the Province provide a written report on its progress? | Did the Province send a representative to the review? |
|---|--|---|
| Review of Canada under the Covenant on Economic, Social, and Cultural Rights (2016) | Yes. ²⁸ | Yes. ²⁹ |
| Review of Canada under the Covenant on the Elimination of All Forms of Discrimination Against Women (2016) | Yes. ³⁰ | Yes. ³¹ |
| Review of Canada under the Convention on the rights of Persons with Disabilities (2017) | Yes. ³² | Yes. ³³ |
| Review of Canada under the International Convention on the Elimination of All Forms of Racial Discrimination (2017) | Yes. ³⁴ | No. ³⁵ |

²⁶ Government du Quebec, 2016: "Bill 70." Retrieved from:

<http://www2.publicationsduquebec.gouv.qc.ca/dynamicSearch/telecharge.php?type=5&file=2016C25A.PDF>

²⁷ La Presse, 2016: "Loi 70 adoptée: des assistés sociaux devront vivre avec 399\$ par mois." Retrieved from:

<http://www.lapresse.ca/actualites/national/201611/10/01-5039872-loi-70-adoptee-des-assistes-sociaux-devront-vivre-avec-399-par-mois.php>, Canada

Without Poverty, 2017: "Bill 70: A Blight on Québec's Human Rights Reputation." Retrieved from:

<http://www.cwp-csp.ca/2017/07/bill-70-a-blight-on-quebecs-human-rights-reputation/>

²⁸ Committee on Economic, Social, and Cultural Rights, 2016: "Articles 16 and 17 of the International Covenant on Economic, Social and Cultural Rights: Canada." Retrieved from: http://tbinternet.ohchr.org/_layouts/treatybodyexternal/Download.aspx?symbolno=E%2FC.12%2fCAN%2f6&Lang=en

²⁹ Committee on Economic, Social, and Cultural Rights, 2016: "Reference: 57th Session of the Committee on Economic, Social and Cultural Rights." Retrieved from: http://tbinternet.ohchr.org/Treaties/CESCR/Shared%20Documents/CAN/INT_CESCR_LOP_CAN_23147_E.pdf

³⁰ Committee on the Elimination of Discrimination Against Women, 2016: "Consideration of reports submitted by States parties under article 18 of the Convention: Canada." Retrieved from:

http://tbinternet.ohchr.org/_layouts/treatybodyexternal/Download.aspx?symbolno=CEDAW%2fC%2fCAN%2f8-9&Lang=en

³¹ Committee on the Elimination of Discrimination Against Women, 2016: "Reference: 65th Session of the Committee on the Elimination of Discrimination Against Women." Retrieved from: http://tbinternet.ohchr.org/Treaties/CEDAW/Shared%20Documents/CAN/INT_CEDAW_LOP_CAN_25570_E.pdf

³² Committee on the Rights of Persons with Disabilities, 2017: "Consideration of reports submitted by States parties under article 35 of the Convention: Canada." Retrieved from: <https://documents-dds-ny.un.org/doc/UNDOC/GEN/G15/150/62/PDF/G1515062.pdf?OpenElement>

³³ Committee on the Rights of Persons with Disabilities, 2017: "Reference: 17th Session of the Committee on the Rights of Persons with Disabilities." Retrieved from: http://tbinternet.ohchr.org/Treaties/CRPD/Shared%20Documents/CAN/INT_CRPD_LOP_CAN_17_25782_O.pdf

³⁴ Committee on the Elimination of Racial Discrimination, 2017: "Consideration of reports submitted by States parties under article 9 of the Convention: Canada." Retrieved from: <https://documents-dds-ny.un.org/doc/UNDOC/GEN/G16/114/64/PDF/G1611464.pdf?OpenElement>

³⁵ Committee on the Elimination of Racial Discrimination, 2017: "Reference: 93rd Session of the Committee on the Elimination of Racial Discrimination." Retrieved from: http://tbinternet.ohchr.org/Treaties/CERD/Shared%20Documents/CAN/INT_CERD_LOP_CAN_28518_E.pdf



Saskatchewan Poverty Progress Profile

OVERVIEW OF POVERTY STRATEGY

In 2014, the Government of Saskatchewan announced the development of a poverty strategy for the province.¹ Following this, the *Advisory Group on Poverty Reduction* was appointed to review current efforts to reduce poverty.² Based on their recommendations, the Government of Saskatchewan released *Taking Action on Poverty: The Saskatchewan Poverty Reduction Strategy (SPRS)*³ in 2016.

The *SPRS* aims to “reduce the number of Saskatchewan people who experience poverty for two years or more by 50 per cent by the end of 2025”⁴ and prioritizes the following six areas: (1) Income security; (2) Housing and homelessness; (3) Early childhood development and child care; (4) Education, skills training and employment; 5) Health and Food Security; and 6) Vulnerable families and individuals.⁵

WHAT TO KNOW ABOUT POVERTY IN SASKATCHEWAN

- It is estimated that 14.8% of the population lived in poverty in 2014.⁶
- The child poverty rate of 24.1% is greater than all other provinces and territories with the exception of Manitoba and Nunavut.⁷
- Indigenous children on-reserve experience a poverty rate of 69%, while Indigenous children off-reserve experience a poverty rate of 36%.⁸
- The minimum wage of \$10.96 is the second lowest in the country.⁹ About 1 in 5 northern and rural Saskatchewan grocery stores are missing

¹ The Honourable Vaughn Solomon Schofield, Lieutenant Governor of Saskatchewan, 2014: “Speech From the Throne 2014.” Retrieved from: <https://www.saskatchewan.ca/government/news-and-media/2014/october/22/throne-speech>

² Government of Saskatchewan, 2016: “The Saskatchewan Poverty Reduction Strategy.” Retrieved from: <http://publications.gov.sk.ca/documents/17/87896-Poverty-Reduction-Strategy.pdf> at pg. 4

³ Government of Saskatchewan, 2016: “Government Releases Poverty Reduction Strategy.” Retrieved from: <https://www.saskatchewan.ca/government/news-and-media/2016/february/24/poverty-reduction-strategy>

⁴ Ibid

⁵ Ibid

⁶ Gingrich, Paul, Garson Hunter & Miguel Sanchez, 2016: “Child and Family Poverty in Saskatchewan.” Retrieved from: <https://campaign2000.ca/wp-content/uploads/2016/11/SASKReportCard2016.pdf> at pg 4

⁷ Hunter, Garson & Miguel Sanchez, 2017: “Child and Family Poverty in Saskatchewan: 2017.” Retrieved from: https://campaign2000.ca/wp-content/uploads/2017/11/2017_Sask_ChildPovertyReport_Nov21.pdf at pg. 5

⁸ Canadian Centre for Policy Alternatives, 2016: “Shameful Neglect: Indigenous Child Poverty in Canada.” Retrieved from:

https://www.policyalternatives.ca/sites/default/files/uploads/publications/National%20Office/2016/05/Indigenous_Child%20_Poverty.pdf at pgs. 15-16

⁹ CBC News, 2017: “Saskatchewan’s minimum wage to rise to \$10.96 per hour in October.” Retrieved from:

<http://www.cbc.ca/news/canada/saskatoon/minimum-wage-increase-october-10-96-1.4175277>

almost 30% of items such as vegetables, fruits, meat, and meat alternatives.¹⁰

HOW DOES SASKATCHEWAN MEASURE UP ON HUMAN RIGHTS?

| <i>Does the provincial strategy:</i> |  |
|--|---|
| Ensure human rights training for those involved in the development and implementation of the Strategy? | ✗ |
| Identify and address systemic discrimination and inequality in the Strategy? | ✓ ¹ |
| Expressly refer to human rights obligations in the Strategy? | ✗ ² |
| Ensure the Strategy is enshrined in law? | ✗ |
| Include representatives of diverse groups experiencing poverty in the development, implementation, and evaluation of the Strategy? | ✓ ³ |
| Set rigorous goals and timelines for achieving identified Strategy goals? | ✱ ⁴ |
| Develop independent and transparent mechanisms and indicators to monitor and track the progress of the Strategy? | ✗ |
| Report annually and publicly on progress of the Strategy? | ✗ |
| Make the Strategy a budget priority? | ✗ ⁵ |
| Create a space for individuals to claim rights and hold their government accountable to the Strategy? | ✗ |

✓¹ *Yes. The strategy acknowledges that lone parent families, First Nations and Métis people, residents of the North, recent immigrants, and individuals with some form of disability tend to experience higher rates of poverty, and that many individuals living in poverty face multiple barriers, including a low level of education, addictions, health issues, disabilities, a lack of work experience, and discrimination.¹¹ As a result, the strategy claims to take "a broad, holistic approach to address poverty by not just focusing on last-resort programs such as income assistance."¹²*

✗² *No. However, the Advisory Group on Poverty Reduction used the principle of "promoting the rights and dignity of all people"¹³ to guide their work.*

✓³ *Yes. The Advisory Group on Poverty Reduction, comprised of government and*

¹⁰ Saskatchewan Food Costing Task Group, 2015: "The Cost of Healthy Eating in Saskatchewan." Retrieved from: <http://publications.gov.sk.ca/documents/13/105302-Cost%20of%20Healthy%20Eating%20in%20Saskatchewan%20Report%202015%20FINAL.pdf> at pg. 6

¹¹ Supra note 2 at pg. 5

¹² Ibid

¹³ Ibid

community representatives, hosted a Poverty Roundtable in April 2015 that included individuals with lived experience of poverty and First Nation and Métis organizations; met with organizations serving vulnerable populations; solicited feedback through an online survey; and accepted written submissions from individuals and organizations with an interest in poverty reduction.¹⁴

✳️ ⁴ Somewhat. The Government of Saskatchewan set an ambitious goal to reduce the number of people in Saskatchewan experiencing poverty for two years or more by 50% by the end of 2025.¹⁵ Although this goal is commendable, the strategy lacks immediate and short-term timelines and concrete targets for achieving this goal.

✖️ ⁵ No. Saskatchewan's budget for 2017 followed an austerity approach that reduced expenditures on programs supporting low-income earners.¹⁶

UNITED NATIONS PARTICIPATION CHECKLIST

| Human Rights Reviews of Canada | Did the Province provide a written report on its progress? | Did the Province send a representative to the review? |
|---|--|---|
| Review of Canada under the Covenant on Economic, Social, and Cultural Rights (2016) | Yes. ¹⁷ | No. ¹⁷ |
| Review of Canada under the Covenant on the Elimination of All Forms of Discrimination Against Women (2016) | Yes. ¹⁹ | No. ²⁰ |
| Review of Canada under the Convention on the rights of Persons with Disabilities (2017) | Yes. ²¹ | No. ²² |
| Review of Canada under the International Convention on the Elimination of All Forms of Racial Discrimination (2017) | Yes. ²³ | No. ²⁴ |

¹⁴ Ibid at pg. 4

¹⁵ Supra note 3

¹⁶ Poverty Free Saskatchewan, 2017: "Budget 2017: For the Few, Not the Many." Retrieved from: http://povertyfreesask.ca/wp-content/uploads/2010/05/budget_2017_PFS-final-June-15.pdf, pg. 4; Global News, 2017: "Sask. Anti-poverty advocates concerned about social services changes." Retrieved from:

<https://globalnews.ca/news/3331203/anti-poverty-advocates-concerned-about-social-services-changes/>; Huffington Post, 2017: "Saskatchewan's Budget Takes from the Poor to Give to the Rich." Retrieved from:

http://www.huffingtonpost.ca/nick-falvo/saskatchewan-budget-2017_b_16147536.html

¹⁷ Committee on Economic, Social, and Cultural Rights, 2016: "Consideration of reports submitted by States parties under articles 16 and 17 of the International Covenant on Economic, Social and Cultural Rights: Canada." Retrieved from:

http://tbinternet.ohchr.org/_layouts/treatybodyexternal/Download.aspx?symbolno=E%2fC.12%2fCAN%2f6&Lang=en

¹⁸ Committee on Economic, Social, and Cultural Rights, 2016: "Reference: 57th Session of the Committee on Economic, Social and Cultural Rights." Retrieved from:

http://tbinternet.ohchr.org/Treaties/CESCR/Shared%20Documents/CAN/INT_CESCR_LOP_CAN_23147_E.pdf

¹⁹ Committee on the Elimination of Discrimination Against Women, 2016: "Consideration of reports submitted by States parties under article 18 of the Convention: Canada." Retrieved from:

http://tbinternet.ohchr.org/_layouts/treatybodyexternal/Download.aspx?symbolno=CEDAW%2fC%2fCAN%2f8-9&Lang=en

²⁰ Committee on the Elimination of Discrimination Against Women, 2016: "Reference: 65th Session of the Committee on the Elimination of Discrimination Against Women." Retrieved from:

http://tbinternet.ohchr.org/Treaties/CEDAW/Shared%20Documents/CAN/INT_CEDAW_LOP_CAN_25570_E.pdf

²¹ Committee on the Rights of Persons with Disabilities, 2017: "Consideration of reports submitted by States parties under article 35 of the Convention: Canada." Retrieved from:

<https://documents-dds-ny.un.org/doc/UNDOC/GEN/G15/150/62/PDF/G1515062.pdf?OpenElement>

²² Committee on the Rights of Persons with Disabilities, 2017: "Reference: 17th Session of the Committee on the Rights of Persons with Disabilities." Retrieved from:

http://tbinternet.ohchr.org/Treaties/CRPD/Shared%20Documents/CAN/INT_CRPD_LOP_CAN_17_25782_O.pdf

²³ Committee on the Elimination of Racial Discrimination, 2017: "Consideration of reports submitted by States parties under article 9 of the Convention: Canada." Retrieved from:

<https://documents-dds-ny.un.org/doc/UNDOC/GEN/G16/114/64/PDF/G1611464.pdf?OpenElement>

²⁴ Committee on the Elimination of Racial Discrimination, 2017: "Reference: 93rd Session of the Committee on the Elimination of Racial Discrimination." Retrieved from:

http://tbinternet.ohchr.org/Treaties/CERD/Shared%20Documents/CAN/INT_CERD_LOP_CAN_28518_E.pdf



Yukon Poverty Progress Profile

OVERVIEW OF POVERTY STRATEGY

The cost of living in the North is much higher due to the geography and remoteness of the Territories. As a result, there are glaring disparities between Yukon and the rest of Canada.

In December 2012, The Yukon Department of Health and Social Services released *A Better Yukon for All: Government of Yukon's Social Inclusion and Poverty Reduction Strategy*.¹ The strategy contains the following three goals: 1) Improving Access to Services; 2) Reducing Inequality; and 3) Strengthening Community Vitality.² Although its main purpose is to guide social policy development, there have been no updates on the strategy since it was released six years ago. Furthermore, the Speech from the Throne, delivered on April 20, 2017, did not mention poverty at all.³

In July 2017, the Government of Yukon hosted a poverty reduction and housing forum "to broaden understanding of the connection between housing and poverty,"⁴ and build on the work already underway as part of the ten-year *Housing Action Plan for Yukon 2015-2025*.⁵

WHAT TO KNOW ABOUT POVERTY IN YUKON

- The minimum wage is \$11.32 per hour even though a living wage in Whitehorse is estimated at \$18.26.⁶
- The living wage in Whitehorse dropped from \$19.12 in 2016 to \$18.26 in 2017.⁷ However, the cost of basic household needs increased by 1.51% in the last year.⁸
- According to the Point-in-Time Homeless Count 2016, there were 219 homeless people in Whitehorse – 78% of whom identified as Aboriginal.⁹

¹ Government of Yukon, 2012: "A Better Yukon for All: Government of Yukon's Social Inclusion and Poverty Reduction Strategy." Retrieved from: http://www.cwp-csp.ca/resources/sites/default/files/resources/YU_social_inclusion_strategy.pdf

² Ibid at pg. 7

³ Government of Yukon, 2017: "Making Yukoners' Lives Better." Retrieved from: <http://www.yukonpremier.ca/pdf/Throne-Speech-2017.pdf>

⁴ Government of Yukon, 2017: "Government of Yukon hosting poverty reduction and housing forum." Retrieved from:

<http://www.hss.gov.yk.ca/17-149.php>

⁵ Government of Yukon, 2015: "Ours to Build On: Housing Action Plan." Retrieved from:

https://static1.squarespace.com/static/54f8a9eee4b08027c3d3ebf0/t/5579c83ce4b0a256bd005d2f/1434044476918/HAP_Report.pdf

⁶ Yukon News, 2017: "'Living Wage' for Whitehorse lowered between 2016 and 2017." Retrieved from:

<http://www.yukon-news.com/news/living-wage-for-whitehorse-lowered-between-2016-and-2017/>

⁷ Ibid

⁸ Yukon Anti-Poverty Coalition, 2017: "Living Wage in Whitehorse, Yukon: 2017." Retrieved from:

<http://yapc.ca/assets/files/Living%20Wage%202017%20-%20Final%20Report.pdf> at pg. 7

⁹ Safe at Home Working Group, 2017: "Safe at Home: A Community-Based Action Plan to End and Prevent Homelessness in Whitehorse, Yukon." Retrieved from: <http://yapc.ca/assets/files/SafeatHomeSeptember2017.pdf> at pgs. 15-16

- Food insecurity is experienced by 17% of households in Yukon, while the Canadian average is 13%.¹⁰
- Statistics Canada reported that 14.6% of Yukoners, including 24.9% of renters, lived in core housing need in 2011.¹¹

HOW DOES YUKON MEASURE UP ON HUMAN RIGHTS?

| Does the territorial strategy: |  |
|--|---|
| Ensure human rights training for those involved in the development and implementation of the Strategy? | ✗ |
| Identify and address systemic discrimination and inequality in the Strategy? | ✓ ¹ |
| Expressly refer to human rights obligations in the Strategy? | ✗ |
| Ensure the Strategy is enshrined in law? | ✗ |
| Include representatives of diverse groups experiencing poverty in the development, implementation, and evaluation of the Strategy? | ✱ ² |
| Set rigorous goals and timelines for achieving identified Strategy goals? | ✱ ³ |
| Develop independent and transparent mechanisms and indicators to monitor and track the progress of the Strategy? | ✱ ⁴ |
| Report annually and publicly on progress of the Strategy? | ✗ |
| Make the Strategy a budget priority? | ✗ |
| Create a space for individuals to claim rights and hold their government accountable to the Strategy? | ✗ |

✓¹ Yes. The strategy identifies the following groups as being at higher risk of social exclusion and poverty: people with a physical or mental disability or health problems; people without a permanent address or stable housing; people who have recently been institutionalized and are re-entering society; people with no high school and/or no post-secondary training or education; people with low income; people whose low literacy level impacts their ability to communicate; people facing geographic or social isolation, or those living in under-served areas; people who are having difficulty securing adequate employment; and people in lone parent families. In addition, the following six structural factors of social exclusion and poverty - unique to Yukon - led to the formation of the strategy's six goals: 1) different barriers impede access to services; 2) housing difficulties include excessive costs, inadequate housing, homelessness, or housing that is hard to find; 3) transportation and location are factors of social exclusion and poverty reduction; 4) lack of education can have an impact on other aspects of a person's life including earned income and access to

¹⁰ Food Banks Canada, 2016: "What Will it Take to Make Real Progress On Northern Food Security?" Retrieved from: <https://www.foodbankscanada.ca/getmedia/f6ce7d1e-849a-416c-b04b-9fbd6c5e46fb/Northern-Food-Security-EN-FINAL.pdf> at pg. 4

¹¹ Supra note 8 at pg 10

services; 5) an inclusive approach to service delivery makes a difference in people's lives by removing barriers and improving access; and 6) support networks and an inclusive community makes a difference for people who are struggling.¹²

- ✱ ² Somewhat. The Community Advisory Committee (CAC) was created to provide feedback and advice to the Interdepartmental Steering Committee while the strategy was being developed.¹³ Members of the CAC have experience working with marginalized and vulnerable communities in Yukon,¹⁴ but people with lived experience of poverty have not been directly involved in the development, implementation, and evaluation of the strategy.
- ✱ ³ Somewhat. The strategy contains three goals and numerous objectives tied to each goal. However, these goals and objectives are not measurable and do not contain any rigorous targets or timelines.
- ✱ ⁴ Somewhat. Social Inclusion indicators were developed for Yukon in 2010.¹⁵ However, there is no indication that these indicators are being tracked or reported on.

UNITED NATIONS PARTICIPATION CHECKLIST

| Human Rights Reviews of Canada | Did the Territory provide a written report on its progress? | Did the Territory send a representative to the review? |
|---|---|--|
| Review of Canada under the Covenant on Economic, Social, and Cultural Rights (2016) | Yes. ¹⁷ | No. ¹⁸ |
| Review of Canada under the Covenant on the Elimination of All Forms of Discrimination Against Women (2016) | Yes. ¹⁹ | No. ²⁰ |
| Review of Canada under the Convention on the rights of Persons with Disabilities (2017) | Yes. ²¹ | No. ²² |
| Review of Canada under the International Convention on the Elimination of All Forms of Racial Discrimination (2017) | Yes. ²³ | No. ²⁴ |

¹² Supra note 1 at pg. 15

¹³ Ibid

¹⁴ Ibid

¹⁵ Ibid at pg. 36

¹⁶ Committee on Economic, Social, and Cultural Rights, 2016: "Consideration of reports submitted by States parties under articles 16 and 17 of the International Convention on Economic, Social and Cultural Rights." Retrieved from:

file:///home/chronos/u-666dbd30ac4a62661ba65c7f72816ddd5a5cb6da/Downloads/G1442725.pdf

¹⁷ Committee on Economic, Social, and Cultural Rights, 2016: "Consideration of reports submitted by States parties under articles 16 and 17 of the International Covenant on Economic, Social and Cultural Rights: Canada." Retrieved from:

http://tbinternet.ohchr.org/_layouts/treatybodyexternal/Download.aspx?symbolno=E%2fC.12%2fCAN%2f6&Lang=en

¹⁸ Committee on Economic, Social, and Cultural Rights, 2016: "Reference: 57th Session of the Committee on Economic, Social and Cultural Rights." Retrieved from:

http://tbinternet.ohchr.org/Treaties/CESCR/Shared%20Documents/CAN/INT_CESCR_LOP_CAN_23147_E.pdf

¹⁹ Committee on the Elimination of Discrimination Against Women, 2016: "Consideration of reports submitted by States parties under article 18 of the Convention: Canada." Retrieved from: http://tbinternet.ohchr.org/_layouts/treatybodyexternal/Download.aspx?symbolno=CEDAW%2fC%2fCAN%2f8-9&Lang=en20

²⁰ Committee on the Elimination of Discrimination Against Women, 2016: "Reference: 65th Session of the Committee on the Elimination of Discrimination Against Women." Retrieved from: http://tbinternet.ohchr.org/Treaties/CEDAW/Shared%20Documents/CAN/INT_CEDAW_LOP_CAN_25570_E.pdf

²¹ Committee on the Rights of Persons with Disabilities, 2017: "Consideration of reports submitted by States parties under article 35 of the Convention: Canada." Retrieved from: <https://documents-dds-ny.un.org/doc/UNDOC/GEN/G15/150/62/PDF/G1515062.pdf?OpenElement>

²² Committee on the Rights of Persons with Disabilities, 2017: "Reference: 17th Session of the Committee on the Rights of Persons with Disabilities." Retrieved from: http://tbinternet.ohchr.org/Treaties/CRPD/Shared%20Documents/CAN/INT_CRPD_LOP_CAN_17_25782_O.pdf

²³ Committee on the Elimination of Racial Discrimination, 2017: "Consideration of reports submitted by States parties under article 9 of the Convention: Canada." Retrieved from: <https://documents-dds-ny.un.org/doc/UNDOC/GEN/G16/114/64/PDF/G1611464.pdf?OpenElement>

²⁴ Committee on the Elimination of Racial Discrimination, 2017: "Reference: 93rd Session of the Committee on the Elimination of Racial Discrimination." Retrieved from: http://tbinternet.ohchr.org/Treaties/CERD/Shared%20Documents/CAN/INT_CERD_LOP_CAN_28518_E.pdf